



SC Annual School Report Card Summary

Eastside Elementary School
 Laurens 56
 Grades: K-5 Enrollment: 412
 Principal: Melodie C Edwards
 Superintendent: David C. O'Shields
 Board Chair: Jim Barton

PERFORMANCE

Comprehensive detail, including definitions of ratings, performance criteria, and explanations of status, is available on www.ed.sc.gov and www.eoc.sc.gov as well as school and school district websites. Printed versions are available from school districts upon request.

YEAR	ABSOLUTE RATING	GROWTH RATING	PALMETTO GOLD AND SILVER AWARD		ESEA/FEDERAL ACCOUNTABILITY RATING SYSTEM	
			General Performance	Closing the Gap	ESEA Grade	Accountability Indicator
2013	Excellent	Good	TBD	TBD	A	Focus
2012	Excellent	Excellent	Gold	Silver	B	Focus
2011	Excellent	Good	Gold	Silver	Met	N/A

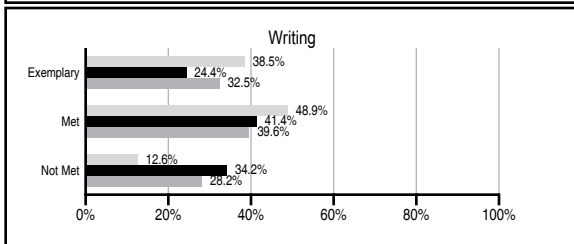
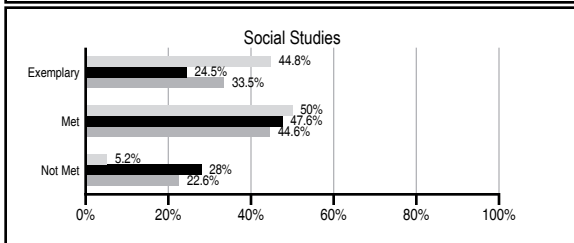
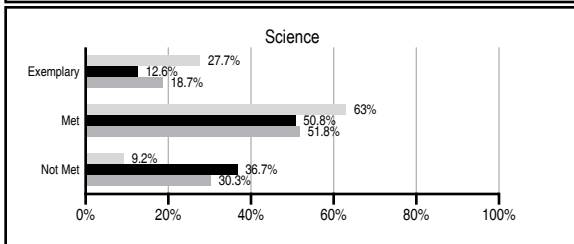
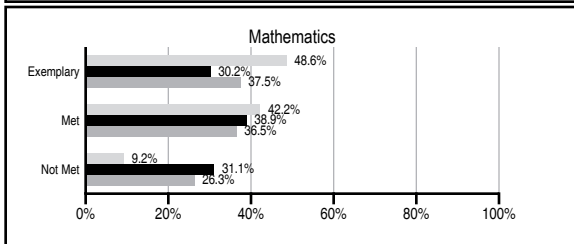
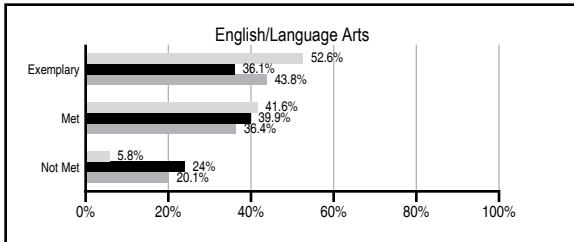
ABSOLUTE RATINGS OF ELEMENTARY SCHOOLS WITH STUDENTS LIKE OURS*

EXCELLENT	GOOD	AVERAGE	BELOW AVERAGE	AT-RISK
10	19	94	14	1

* Ratings are calculated with data available by 11/07/2013. Schools with Students Like Ours are Elementary Schools with Poverty Indices of no more than 5% above or below the index for this school.

PASS PERFORMANCE

Our School
 Elementary Schools with Students Like Ours
 Elementary schools statewide



NAEP PERFORMANCE*

* Performance reported for SC and nation, data not available at school level. Percentages at NAEP Achievement Levels.



SC PERFORMANCE VISION

By 2020 all students will graduate with the knowledge and skills necessary to compete successfully in the global economy, participate in a democratic society and contribute positively as members of families and communities.

Abbreviations Key

N/A Not Applicable N/AV Not Available N/C Not Collected N/R Not Reported I/S Insufficient Sample TBD To be determined

Eastside Elementary School [Laurens 56]

SCHOOL PROFILE

	Our School	Change from Last Year	Elementary Schools with Students Like Ours	Median Elementary School
Students (n=412)				
Retention rate	3.0%	Down from 4.3%	1.2%	0.9%
Attendance rate	96.3%	Down from 96.7%	96.0%	96.3%
Served by gifted and talented program	3.8%	N/A	4.9%	7.2%
With disabilities	15.6%	N/A	14.1%	12.4%
Older than usual for grade	4.0%	N/A	2.6%	1.9%
Out-of-school suspensions or expulsions for violent and/or criminal offenses	0.0%	No Change	0.0%	0.0%
Teachers (n=23)				
Teachers with advanced degrees	60.9%	Up from 60.0%	60.9%	62.5%
Continuing contract teachers	87.0%	Down from 100.0%	83.0%	83.3%
Teachers returning from previous year	84.7%	Down from 85.8%	87.7%	88.3%
Teacher attendance rate	93.3%	N/R	94.7%	95.0%
Average teacher salary*	\$49,473	Up 4.8%	\$47,372	\$48,193
Classes not taught by highly qualified teachers	0.0%	No Change	0.0%	0.0%
Professional development days/teacher	10.1 days	Up from 0.5 days	10.9 days	11.0 days
School				
Principal's years at school	4.0	Up from 3.0	4.0	4.0
Student-teacher ratio in core subjects	21.9 to 1	Down from 23.7 to 1	19.8 to 1	20.1 to 1
Prime instructional time	88.7%	N/R	89.5%	90.0%
Opportunities in the arts	Good	No Change	Good	Good
SACS accreditation	Yes	No Change	Yes	Yes
Parents attending conferences	97.2%	Down from 100.0%	100.0%	100.0%
Character development program	Good	Up from Average	Excellent	Excellent
Dollars spent per pupil**	\$6,987	Down 3.1%	\$7,511	\$7,364
Percent of expenditures for instruction**	60.0%	Down from 61.4%	68.0%	68.0%
Percent of expenditures for teacher salaries**	58.0%	Down from 59.0%	65.0%	66.0%
ESEA composite index score	99.2	Up from 88.6	80.9	88.0

* Length of contract = 185+ days.

** Prior year audited financial data available.

EVALUATION RESULTS

	Teachers	Students*	Parents*
Number of surveys returned	25	52	32
Percent satisfied with learning environment	96%	84.6%	93.8%
Percent satisfied with social and physical environment	100%	94.1%	90.9%
Percent satisfied with school-home relations	92%	94.3%	84.8%

*Only students at the highest elementary school grade level at this school and their parents were included.

REPORT OF PRINCIPAL AND SCHOOL IMPROVEMENT COUNCIL

The focus of Eastside Elementary School is to prepare all children for life in a fast-changing complex world. This preparation for success incorporates 21st century skills through our strong innovative and creative curriculums. EES is united by our community's commitment to excellence and to inspire all children to strive to meet their fullest potential by providing a challenging yet nurturing environment.

Accountable measures are in place which reflects our commitment to a learning environment that values academic rigor, diversity, fosters respect and understanding in a safe supportive environment for teaching and learning. Eastside students continue to score above the state average on the South Carolina Palmetto Assessment of State Standards. This year our school received a Gold Award for achievement on the South Carolina Palmetto Assessment of State Standards. In addition, Eastside Elementary received a Gold Award from the Education Oversight Committee for closing the achievement gap. The interpretation of student data is an important part of daily instruction at Eastside. MAP, PASS, and running records are some of the results used to provide targeted instruction for students. Administrators and teachers conduct conferences with students to discuss individual MAP results and to set goals for progress.

Service learning projects and extracurricular activities are an important part of our curriculum. This year we raised money for the America Red Cross, United Way and Relay for Life. Students participated in the BETA Club, Safety Patrol, Morning Announcements, Terrific Kids, and Student Government.

At EES, we believe that it takes a combined effort to educate and prepare our children for the future. Our PTO and SIC work diligently to help meet the needs of our school by supporting school-wide programs and projects that make EES a great place to be. We are proud to have them as a part of the Eastside Family and we are looking forward to a great 2013-14 school year!

Maxine McGee SIC
Melodie Edwards Principal

Comprehensive detail, including definitions of ratings, performance criteria, and explanations of status, is available on www.ed.sc.gov and www.eoc.sc.gov as well as school and school district websites.

Printed versions are available from school districts upon request.

Abbreviations Key

N/A Not Applicable N/AV Not Available N/C Not Collected N/R Not Reported I/S Insufficient Sample TBD To be determined
NI Newly Identified CSI Continuing School Improvement CA Corrective Action RP Plan to Restructure R Restructure DELAY School Improvement Status HOLD School Improvement Status