



SC Annual School Report Card Summary

Laurens Elementary
 Laurens 55
 Grades: PK-5 Enrollment: 568
 Principal: Phillip Dean
 Superintendent: Dr. Billy R. Strickland
 Board Chair: Mrs. Susan Calhoun-Ware

PERFORMANCE

Comprehensive detail, including definitions of ratings, performance criteria, and explanations of status, is available on www.ed.sc.gov and www.eoc.sc.gov as well as school and school district websites. Printed versions are available from school districts upon request.

YEAR	ABSOLUTE RATING	GROWTH RATING	PALMETTO GOLD AND SILVER AWARD		ESEA/FEDERAL ACCOUNTABILITY RATING SYSTEM	
			General Performance	Closing the Gap	ESEA Grade	Accountability Indicator
2013	Average	Good	TBD	TBD	B	Reward
2012	Average	Good	Silver	N/A	A	Reward
2011	Average	Average	Silver	N/A	Not Met	N/A

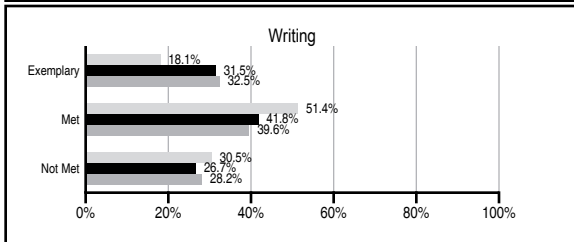
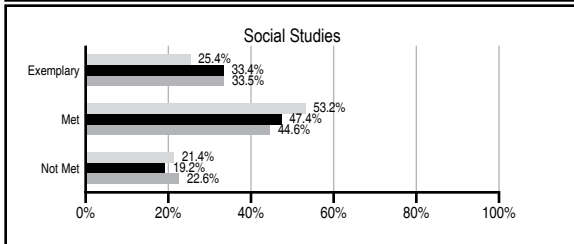
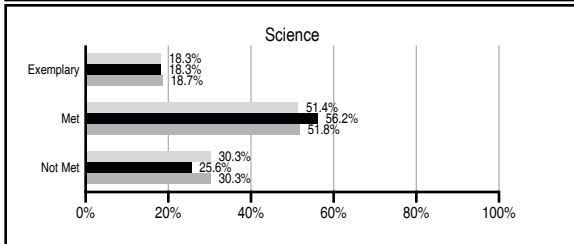
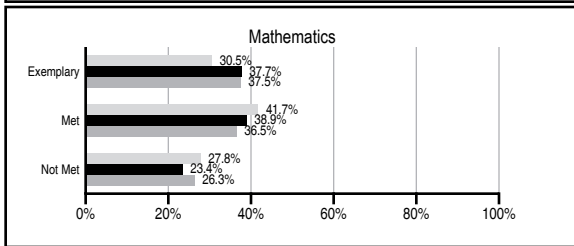
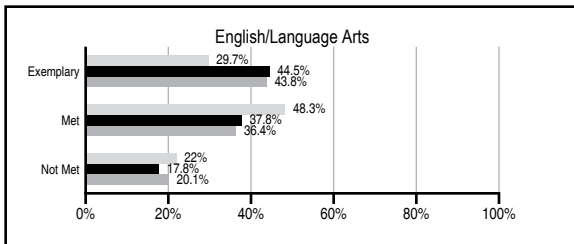
ABSOLUTE RATINGS OF ELEMENTARY SCHOOLS WITH STUDENTS LIKE OURS*

EXCELLENT	GOOD	AVERAGE	BELOW AVERAGE	AT-RISK
21	45	50	0	0

* Ratings are calculated with data available by 11/07/2013. Schools with Students Like Ours are Elementary Schools with Poverty Indices of no more than 5% above or below the index for this school.

PASS PERFORMANCE

Our School
 Elementary Schools with Students Like Ours
 Elementary schools statewide



NAEP PERFORMANCE*

* Performance reported for SC and nation, data not available at school level. Percentages at NAEP Achievement Levels.



SC PERFORMANCE VISION

By 2020 all students will graduate with the knowledge and skills necessary to compete successfully in the global economy, participate in a democratic society and contribute positively as members of families and communities.

Abbreviations Key

N/A Not Applicable N/AV Not Available N/C Not Collected N/R Not Reported I/S Insufficient Sample TBD To be determined

Laurens Elementary [Laurens 55]

SCHOOL PROFILE

	Our School	Change from Last Year	Elementary Schools with Students Like Ours	Median Elementary School
Students (n=568)				
Retention rate	2.7%	Down from 5.7%	1.3%	0.9%
Attendance rate	96.3%	Down from 96.4%	96.2%	96.3%
Served by gifted and talented program	6.3%	N/A	8.0%	7.2%
With disabilities	16.2%	N/A	13.7%	12.4%
Older than usual for grade	2.9%	N/A	2.4%	1.9%
Out-of-school suspensions or expulsions for violent and/or criminal offenses	0.0%	No Change	0.0%	0.0%
Teachers (n=37)				
Teachers with advanced degrees	56.8%	Down from 62.9%	62.5%	62.5%
Continuing contract teachers	81.1%	Down from 82.9%	85.7%	83.3%
Teachers returning from previous year	89.1%	Up from 84.9%	89.1%	88.3%
Teacher attendance rate	95.0%	Down from 95.8%	94.9%	95.0%
Average teacher salary*	\$44,969	Up 2.4%	\$48,718	\$48,193
Classes not taught by highly qualified teachers	0.0%	No Change	0.0%	0.0%
Professional development days/teacher	11.6 days	Up from 11.5 days	11.1 days	11.0 days
School				
Principal's years at school	5.0	Up from 4.0	5.0	4.0
Student-teacher ratio in core subjects	23.1 to 1	Down from 24.5 to 1	20.2 to 1	20.1 to 1
Prime instructional time	90.7%	Down from 91.4%	89.8%	90.0%
Opportunities in the arts	Good	No Change	Good	Good
SACS accreditation	Yes	No Change	Yes	Yes
Parents attending conferences	100.0%	No Change	100.0%	100.0%
Character development program	Good	Down from Excellent	Excellent	Excellent
Dollars spent per pupil**	\$5,877	Up 3.7%	\$7,107	\$7,364
Percent of expenditures for instruction**	68.0%	Up from 67.8%	68.0%	68.0%
Percent of expenditures for teacher salaries**	66.0%	Down from 66.6%	65.0%	66.0%
ESEA composite index score	86.1	Down from 91.6	88.3	88.0

* Length of contract = 185+ days.

** Prior year audited financial data available.

EVALUATION RESULTS

	Teachers	Students*	Parents*
Number of surveys returned	36	84	47
Percent satisfied with learning environment	100%	86.9%	95.8%
Percent satisfied with social and physical environment	97.3%	83.1%	78.7%
Percent satisfied with school-home relations	80.6%	86.9%	91.3%

*Only students at the highest elementary school grade level at this school and their parents were included.

REPORT OF PRINCIPAL AND SCHOOL IMPROVEMENT COUNCIL

Laurens Elementary School is a Title I school in Laurens School District 55. At Laurens Elementary our vision—Laurens Elementary will be a school of excellence and equity in educational practices for each learner—guides us as we seek to create a community of responsible and productive learners. We are excited this year to be the recipient of a Palmetto Silver Award which recognizes schools for high levels of performance. We believe that education is extremely important and requires the best efforts of students, parents, and teachers. To give parents a choice in the education of their children, we continue to offer both Montessori and single-age classes from 4K through 5th grade. We are fortunate to be able to offer an after-school enrichment program and a summer program. Increasing the amount and quality of instructional technology available to students and teachers has been a priority over the last two years. We have added 19 promethean boards for use in classrooms, numbers of mini-laptops for student use, and four I-pads for each 4K and 5K classroom. As a participant in the Literacy SC Pilot Project, Laurens Elementary has benefitted from having a literacy specialist from the State Department of Education work with our teachers two days a month for the past two years. Our students also have benefitted from this project by receiving 12 high-quality books to keep. Students were able to select their books from a large collection of age-appropriate books. They are encouraged to read these books over the summer and keep a reading log. Much of our professional development this year has focused on preparing for implementing the Common Core State Standards. Administrators and teachers have benefitted from attending workshops sponsored by the State Department and the Western Piedmont Education Consortium and from district and school professional development. Teachers continue to have the support of a full-time literacy coach and a part-time math and science coach. Our teachers have also participated in STEM training, the Roper Mountain Institute, and the Teaching American History grant. Also, four of our teachers are working toward a Masters in Language and Literacy through the University of South Carolina. Our goal is to be a school where all students achieve at high levels and where all people are treated with respect. We invite all parents and community members to join us as we continue to strive for excellence.

Phillip Dean, Principal

Randy Dendy, SIC/Title One Planning Team Chair

Comprehensive detail, including definitions of ratings, performance criteria, and explanations of status, is available on www.ed.sc.gov and www.eoc.sc.gov as well as school and school district websites.

Printed versions are available from school districts upon request.

Abbreviations Key

N/A Not Applicable N/AV Not Available N/C Not Collected N/R Not Reported I/S Insufficient Sample TBD To be determined

NI Newly Identified CSI Continuing School Improvement CA Corrective Action RP Plan to Restructure R Restructure DELAY School Improvement Status HOLD School Improvement Status