



SC Annual School Report Card Summary

Discovery School of Lancaster County
 Lancaster County
 Grades: K-5 Enrollment: 108
 Principal: Thomas H. McDuffie
 Superintendent: Dr. Richard E. Moore
 Board Chair: Mr. Robert Parker

PERFORMANCE

Comprehensive detail, including definitions of ratings, performance criteria, and explanations of status, is available on www.ed.sc.gov and www.eoc.sc.gov as well as school and school district websites. Printed versions are available from school districts upon request.

YEAR	ABSOLUTE RATING	GROWTH RATING	PALMETTO GOLD AND SILVER AWARD		ESEA/FEDERAL ACCOUNTABILITY RATING SYSTEM	
			General Performance	Closing the Gap	ESEA Grade	Accountability Indicator
2013	Good	Good	TBD	TBD	A	N/A
2012	Excellent	Excellent	Gold	N/A	A	N/A
2011	Excellent	Excellent	Gold	N/A	Met	N/A

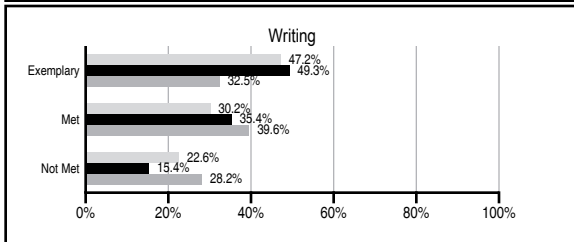
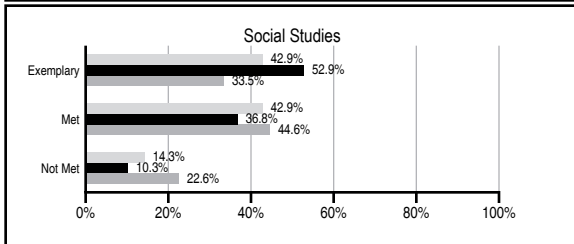
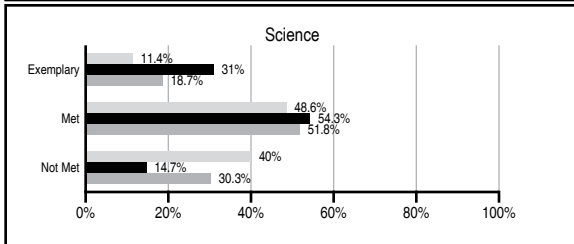
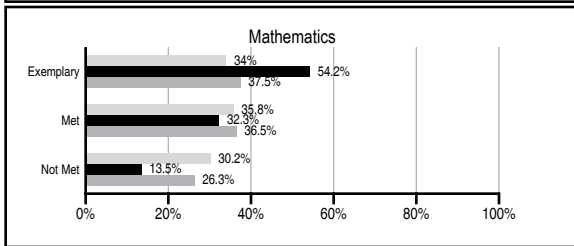
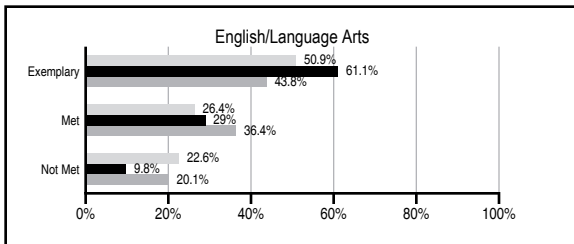
ABSOLUTE RATINGS OF ELEMENTARY SCHOOLS WITH STUDENTS LIKE OURS*

EXCELLENT	GOOD	AVERAGE	BELOW AVERAGE	AT-RISK
29	2	0	0	0

* Ratings are calculated with data available by 11/07/2013. Schools with Students Like Ours are Elementary Schools with Poverty Indices of no more than 5% above or below the index for this school.

PASS PERFORMANCE

Our School Elementary Schools with Students Like Ours Elementary schools statewide



NAEP PERFORMANCE*

* Performance reported for SC and nation, data not available at school level. Percentages at NAEP Achievement Levels.



SC PERFORMANCE VISION

By 2020 all students will graduate with the knowledge and skills necessary to compete successfully in the global economy, participate in a democratic society and contribute positively as members of families and communities.

Abbreviations Key

N/A Not Applicable N/AV Not Available N/C Not Collected N/R Not Reported I/S Insufficient Sample TBD To be determined

Discovery School of Lancaster County [Lancaster County]

SCHOOL PROFILE

	Our School	Change from Last Year	Elementary Schools with Students Like Ours	Median Elementary School
Students (n=108)				
Retention rate	0.0%	No Change	0.5%	0.9%
Attendance rate	97.3%	Up from 97.2%	96.8%	96.3%
Served by gifted and talented program	16.7%	N/A	14.6%	7.2%
With disabilities	12.0%	N/A	9.9%	12.4%
Older than usual for grade	0.0%	N/A	1.4%	1.9%
Out-of-school suspensions or expulsions for violent and/or criminal offenses	0.0%	No Change	0.0%	0.0%
Teachers (n=7)				
Teachers with advanced degrees	33.3%	No Change	70.4%	62.5%
Continuing contract teachers	50.0%	Down from 66.7%	90.3%	83.3%
Teachers returning from previous year	57.4%	Down from 64.4%	90.5%	88.3%
Teacher attendance rate	95.3%	Down from 97.4%	94.5%	95.0%
Average teacher salary*	\$37,837	Up 3.3%	\$50,045	\$48,193
Classes not taught by highly qualified teachers	8.3%	Down from 33.3%	0.0%	0.0%
Professional development days/teacher	11.4 days	Down from 15.9 days	11.6 days	11.0 days
School				
Principal's years at school	13.0	Up from 12.0	5.0	4.0
Student-teacher ratio in core subjects	N/R	N/R	21.1 to 1	20.1 to 1
Prime instructional time	88.9%	Down from 91.5%	90.2%	90.0%
Opportunities in the arts	Good	No Change	Good	Good
SACS accreditation	Yes	No Change	Yes	Yes
Parents attending conferences	100.0%	No Change	100.0%	100.0%
Character development program	Good	No Change	Excellent	Excellent
Dollars spent per pupil**	\$6,634	Up 1.7%	\$7,010	\$7,364
Percent of expenditures for instruction**	64.0%	Down from 65.3%	69.0%	68.0%
Percent of expenditures for teacher salaries**	64.0%	Down from 64.1%	67.0%	66.0%
ESEA composite index score	95.0	Down from 100.0	95.0	88.0

* Length of contract = 185+ days.

** Prior year audited financial data available.

EVALUATION RESULTS

	Teachers	Students*	Parents*
Number of surveys returned	11	18	17
Percent satisfied with learning environment	100%	100%	94.1%
Percent satisfied with social and physical environment	100%	94.5%	100.1%
Percent satisfied with school-home relations	100%	100%	94.1%

*Only students at the highest elementary school grade level at this school and their parents were included.

REPORT OF PRINCIPAL AND SCHOOL IMPROVEMENT COUNCIL

The mission of Discovery School is for students to be self-motivated problem solvers and lifelong learners, who demonstrate mastery of grade level and Core Knowledge standards. An exemplary faculty and staff provide a safe, nurturing learning environment, supported by parents and the larger community. Along with district and community support and efforts of our business partners, we continue to strive to meet our mission. Our school goals directly relate to Lancaster County Schools' academic goals. At Discovery School, we have established goals focused on raising student achievement through incorporation of Gardner's Theory of Multiple Intelligences and strategies normally used with gifted and talented learners. Discovery School serves 108 students from across Lancaster County in grades K-5. Discovery School contributes to the overall growth of students through an annual school-wide thematic focus. Last year our focus on STEM (science, technology, engineering and math) successfully sparked student interest in these vital areas. Our PTO continues to work toward improving opportunities for our students through a variety of fund-raising efforts. Our Governing Board, Advisory Board, and School Improvement Council continue to work closely with the leadership team at Discovery School to promote student success. Our school is proud to have been recognized in the past year as a Palmetto Gold Award recipient for student achievement. Discovery School is committed to having a high quality instructional team at all levels that is certified and highly qualified. Several of our faculty and staff hold degrees beyond the bachelor level and one has received National Board Certification. Our teachers work within their grade levels to provide quality instruction. Many hours are provided to enhance teaching skills through professional development that primarily focuses on research-based best practices to improve teaching skills, knowledge, and instructional delivery. Discovery School continues to strive toward providing a successful learning environment for all students. With the assistance of a dedicated staff and support of our community and stakeholders, we continue to assure that no child is left behind.

Tom McDuffie, Site Manager
Lou Prete, SIC Chairperson

Comprehensive detail, including definitions of ratings, performance criteria, and explanations of status, is available on www.ed.sc.gov and www.eoc.sc.gov as well as school and school district websites.

Printed versions are available from school districts upon request.

Abbreviations Key

N/A Not Applicable N/AV Not Available N/C Not Collected N/R Not Reported I/S Insufficient Sample TBD To be determined
NI Newly Identified CSI Continuing School Improvement CA Corrective Action RP Plan to Restructure R Restructure DELAY School Improvement Status HOLD School Improvement Status