



# SC Annual School Report Card Summary

McDonald Green Elementary  
 Lancaster County  
 Grades: K-5 Enrollment: 474  
 Principal: Latrice "Michelle" Crosby  
 Superintendent: Dr. Richard E. Moore  
 Board Chair: Mr. Robert Parker

## PERFORMANCE

Comprehensive detail, including definitions of ratings, performance criteria, and explanations of status, is available on [www.ed.sc.gov](http://www.ed.sc.gov) and [www.eoc.sc.gov](http://www.eoc.sc.gov) as well as school and school district websites. Printed versions are available from school districts upon request.

YEAR	ABSOLUTE RATING	GROWTH RATING	PALMETTO GOLD AND SILVER AWARD		ESEA/FEDERAL ACCOUNTABILITY RATING SYSTEM	
			General Performance	Closing the Gap	ESEA Grade	Accountability Indicator
2013	Good	At-Risk	TBD	TBD	A	Reward
2012	Excellent	Excellent	Gold	N/A	A	Reward
2011	Excellent	Good	Gold	N/A	Met	N/A

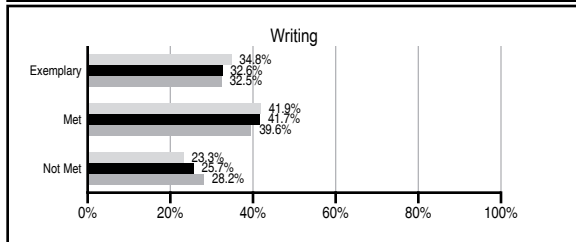
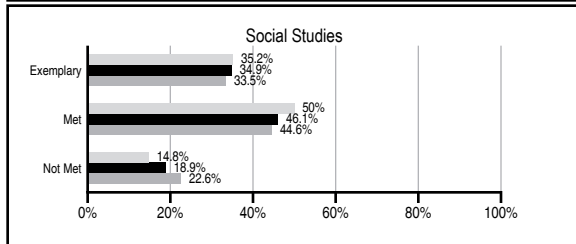
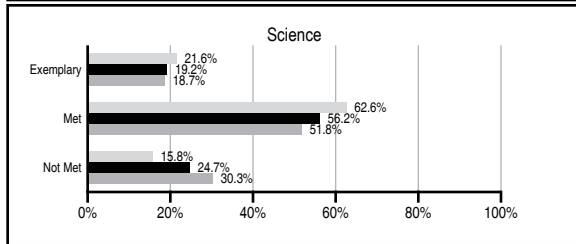
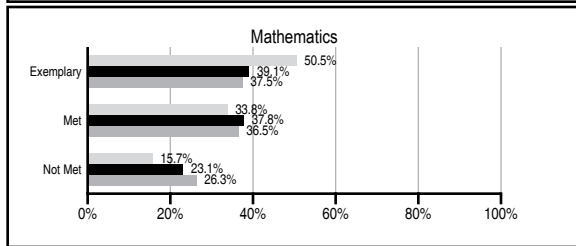
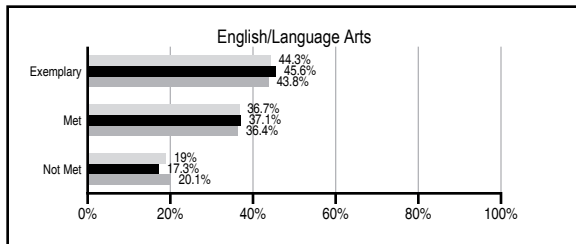
## ABSOLUTE RATINGS OF ELEMENTARY SCHOOLS WITH STUDENTS LIKE OURS\*

EXCELLENT	GOOD	AVERAGE	BELOW AVERAGE	AT-RISK
27	43	44	0	0

\* Ratings are calculated with data available by 11/07/2013. Schools with Students Like Ours are Elementary Schools with Poverty Indices of no more than 5% above or below the index for this school.

## PASS PERFORMANCE

Our School Elementary Schools with Students Like Ours Elementary schools statewide



## NAEP PERFORMANCE\*

\* Performance reported for SC and nation, data not available at school level. Percentages at NAEP Achievement Levels.



## SC PERFORMANCE VISION

By 2020 all students will graduate with the knowledge and skills necessary to compete successfully in the global economy, participate in a democratic society and contribute positively as members of families and communities.

### Abbreviations Key

N/A Not Applicable N/AV Not Available N/C Not Collected N/R Not Reported I/S Insufficient Sample TBD To be determined

# McDonald Green Elementary [Lancaster County]

## SCHOOL PROFILE

	Our School	Change from Last Year	Elementary Schools with Students Like Ours	Median Elementary School
<b>Students (n=474)</b>				
Retention rate	1.1%	Up from 0.6%	1.2%	0.9%
Attendance rate	96.5%	Down from 96.8%	96.2%	96.3%
Served by gifted and talented program	6.8%	N/A	8.7%	7.2%
With disabilities	7.9%	N/A	13.6%	12.4%
Older than usual for grade	2.4%	N/A	2.3%	1.9%
Out-of-school suspensions or expulsions for violent and/or criminal offenses	0.0%	No Change	0.0%	0.0%
<b>Teachers (n=27)</b>				
Teachers with advanced degrees	63.0%	No Change	61.3%	62.5%
Continuing contract teachers	88.9%	No Change	85.7%	83.3%
Teachers returning from previous year	92.7%	Down from 94.0%	89.3%	88.3%
Teacher attendance rate	96.1%	Up from 94.4%	95.0%	95.0%
Average teacher salary*	\$50,809	Up 5.3%	\$48,543	\$48,193
Classes not taught by highly qualified teachers	0.0%	No Change	0.0%	0.0%
Professional development days/teacher	14.4 days	Up from 12.4 days	11.2 days	11.0 days
<b>School</b>				
Principal's years at school	7.0	Up from 6.0	5.0	4.0
Student-teacher ratio in core subjects	23.5 to 1	Down from 23.8 to 1	20.3 to 1	20.1 to 1
Prime instructional time	90.5%	Up from 90.3%	90.0%	90.0%
Opportunities in the arts	Good	No Change	Good	Good
SACS accreditation	Yes	No Change	Yes	Yes
Parents attending conferences	99.9%	Up from 98.9%	100.0%	100.0%
Character development program	Excellent	No Change	Excellent	Excellent
Dollars spent per pupil**	\$6,135	Up 3.2%	\$7,020	\$7,364
Percent of expenditures for instruction**	71.0%	Down from 72.0%	68.0%	68.0%
Percent of expenditures for teacher salaries**	70.0%	Down from 70.3%	66.0%	66.0%
ESEA composite index score	96.8	Down from 98.8	88.4	88.0

\* Length of contract = 185+ days.

\*\* Prior year audited financial data available.

## EVALUATION RESULTS

	Teachers	Students*	Parents*
Number of surveys returned	20	69	49
Percent satisfied with learning environment	100%	94.2%	97.9%
Percent satisfied with social and physical environment	100%	95.7%	93.8%
Percent satisfied with school-home relations	100%	92.8%	95.9%

\*Only students at the highest elementary school grade level at this school and their parents were included.

## REPORT OF PRINCIPAL AND SCHOOL IMPROVEMENT COUNCIL

McDonald Green Elementary, a rural community school, is truly a place where children grow and learn in a safe, nurturing environment that is guided and supported by caring and talented staff members. McDonald Green Elementary collaborates with all stakeholders to ensure students are successful daily. Each certified staff member of McDonald Green were recipients of Donors Choose, J. Marion Sims Foundation, and Partners For Youth grants. McDonald Green Elementary prides itself in meeting AYP and receiving the Palmetto Gold Award for making academic gains on PASS 2011. We contribute our successes to our kindergarten through second grade teacher laying a great foundation for our students, as well as our third through fifth grade teachers building upon the solid foundation in place and encouraging students to continue striving for academic excellence. This collaboration helps ensure that all children are successful.

At McDonald Green, we understand the importance of technology in the classroom. We have Smart Boards in all classrooms to enhance learning. Teachers also have access to Smart Document Cameras to better assist the students. In addition, we have a computer lab that provides our students with the opportunities to use computer based programs such as Study Island and other computer based programs to strengthen our instructional programs.

By using the technology, and research based instructional strategies, McDonald Green Elementary has allowed the students to be actively engaged in their learning. McDonald Green Elementary continues to use fiction and nonfictional literature, the Arts through differentiated instruction, and in-school field trips such as gem mining, animal dissection and the Living Museum to increase the school's core curriculum. McDonald Green Elementary was also recognized as an Arts and Basic Curriculum School Site.

Our dragonfly team believes in "Putting Children First," and understands that all stakeholders, parents, teacher, students, and the administrative team must continue to work together to achieve academic excellence for all children. Therefore, McDonald Green continues to produce "High Flying Dragonflies." The school continues to represent an atmosphere that's conducive to learning and offers each child the opportunity for a well rounded elementary educational experience.

Michelle Crosby, Principal  
LaDonna Smith, SIC Chair

Comprehensive detail, including definitions of ratings, performance criteria, and explanations of status, is available on [www.ed.sc.gov](http://www.ed.sc.gov) and [www.eoc.sc.gov](http://www.eoc.sc.gov) as well as school and school district websites.

Printed versions are available from school districts upon request.

### Abbreviations Key

N/A Not Applicable N/AV Not Available N/C Not Collected N/R Not Reported I/S Insufficient Sample TBD To be determined  
NI Newly Identified CSI Continuing School Improvement CA Corrective Action RP Plan to Restructure R Restructure DELAY School Improvement Status HOLD School Improvement Status