



# SC Annual School Report Card Summary

Heath Springs Elementary School  
 Lancaster County  
 Grades: PK-5 Enrollment: 409  
 Principal: Sheri M. Watson  
 Superintendent: Dr. Richard E. Moore  
 Board Chair: Mr. Robert Parker

## PERFORMANCE

Comprehensive detail, including definitions of ratings, performance criteria, and explanations of status, is available on [www.ed.sc.gov](http://www.ed.sc.gov) and [www.eoc.sc.gov](http://www.eoc.sc.gov) as well as school and school district websites. Printed versions are available from school districts upon request.

YEAR	ABSOLUTE RATING	GROWTH RATING	PALMETTO GOLD AND SILVER AWARD		ESEA/FEDERAL ACCOUNTABILITY RATING SYSTEM	
			General Performance	Closing the Gap	ESEA Grade	Accountability Indicator
2013	Good	Average	TBD	TBD	A	N/A
2012	Average	Average	N/A	N/A	C	N/A
2011	Average	Good	Silver	N/A	Met	N/A

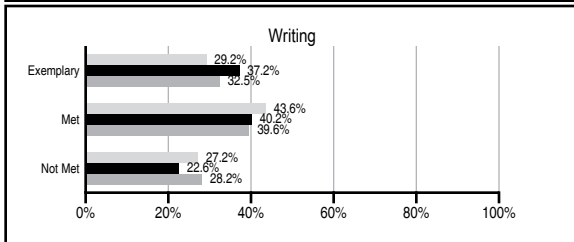
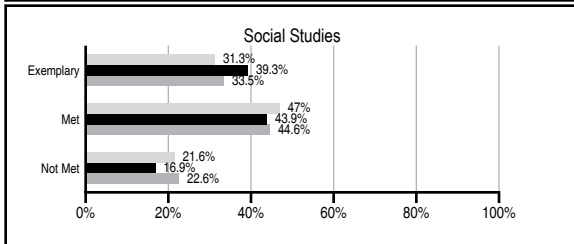
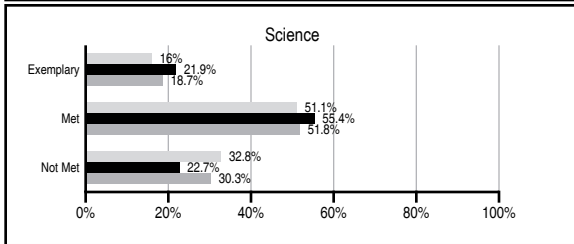
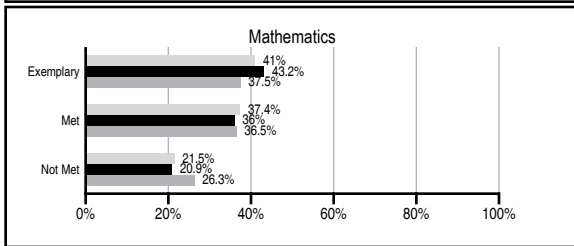
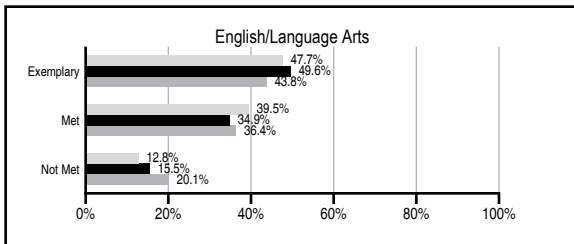
## ABSOLUTE RATINGS OF ELEMENTARY SCHOOLS WITH STUDENTS LIKE OURS\*

EXCELLENT	GOOD	AVERAGE	BELOW AVERAGE	AT-RISK
43	39	23	0	1

\* Ratings are calculated with data available by 11/07/2013. Schools with Students Like Ours are Elementary Schools with Poverty Indices of no more than 5% above or below the index for this school.

## PASS PERFORMANCE

Our School  
 Elementary Schools with Students Like Ours  
 Elementary schools statewide



## NAEP PERFORMANCE\*

\* Performance reported for SC and nation, data not available at school level. Percentages at NAEP Achievement Levels.



## SC PERFORMANCE VISION

*By 2020 all students will graduate with the knowledge and skills necessary to compete successfully in the global economy, participate in a democratic society and contribute positively as members of families and communities.*

### Abbreviations Key

N/A Not Applicable N/AV Not Available N/C Not Collected N/R Not Reported I/S Insufficient Sample TBD To be determined

# Heath Springs Elementary School [Lancaster County]

## SCHOOL PROFILE

	Our School	Change from Last Year	Elementary Schools with Students Like Ours	Median Elementary School
<b>Students (n=409)</b>				
Retention rate	0.5%	Up from 0.2%	1.1%	0.9%
Attendance rate	96.4%	Down from 97.0%	96.3%	96.3%
Served by gifted and talented program	6.0%	N/A	9.5%	7.2%
With disabilities	13.7%	N/A	12.3%	12.4%
Older than usual for grade	1.4%	N/A	1.9%	1.9%
Out-of-school suspensions or expulsions for violent and/or criminal offenses	0.0%	No Change	0.0%	0.0%
<b>Teachers (n=26)</b>				
Teachers with advanced degrees	76.9%	Down from 81.5%	63.5%	62.5%
Continuing contract teachers	92.3%	Down from 92.6%	86.5%	83.3%
Teachers returning from previous year	92.0%	Down from 93.4%	89.6%	88.3%
Teacher attendance rate	95.7%	Up from 94.3%	94.9%	95.0%
Average teacher salary*	\$50,632	Down 0.2%	\$49,234	\$48,193
Classes not taught by highly qualified teachers	3.5%	Up from 0.0%	0.0%	0.0%
Professional development days/teacher	12.1 days	Up from 12.0 days	11.5 days	11.0 days
<b>School</b>				
Principal's years at school	13.0	No Change	6.0	4.0
Student-teacher ratio in core subjects	22.4 to 1	Down from 22.9 to 1	20.8 to 1	20.1 to 1
Prime instructional time	89.2%	Up from 89.0%	90.1%	90.0%
Opportunities in the arts	Good	No Change	Good	Good
SACS accreditation	Yes	No Change	Yes	Yes
Parents attending conferences	99.8%	Down from 100.0%	100.0%	100.0%
Character development program	Average	Down from Good	Excellent	Excellent
Dollars spent per pupil**	\$6,808	Down 1.1%	\$6,966	\$7,364
Percent of expenditures for instruction**	71.0%	No Change	68.0%	68.0%
Percent of expenditures for teacher salaries**	70.0%	Up from 69.4%	66.0%	66.0%
ESEA composite index score	93.3	Up from 79.1	90.1	88.0

\* Length of contract = 185+ days.

\*\* Prior year audited financial data available.

## EVALUATION RESULTS

	Teachers	Students*	Parents*
Number of surveys returned	28	62	48
Percent satisfied with learning environment	100%	85.5%	95.9%
Percent satisfied with social and physical environment	100%	91.9%	95.9%
Percent satisfied with school-home relations	100%	90.2%	89.8%

\*Only students at the highest elementary school grade level at this school and their parents were included.

## REPORT OF PRINCIPAL AND SCHOOL IMPROVEMENT COUNCIL

We had another great year at Heath Springs Elementary School. Heath Springs Elementary School, along with involved families and a supportive district administration, is able to offer learning experiences that prepare our children to be unique, independent and responsible citizens.

As we move through the halls of our school, we see evidence of the pride our children, faculty and families take in their school. The Sandlapper Garden, a student-created ecosystem is visible from most classrooms. Individual and group projects display evidence of the accomplishments our students have achieved. Our School Improvement Council worked with our faculty to provide clubs on designated Friday afternoons. These clubs allowed the faculty and parents to provide arts, games, and special interest opportunities to our children. Our PTO sponsors grade-level arts performances. We are an ABC site and celebrate being the recipient of a DAP grant to help fund arts integration.

We continue to celebrate as an Exemplary Writing School. Our students earned a banner by the American Reading Company for having over 90 percent reading 800 or more steps. Each step represents 15 minutes of silent sustained reading. Parental involvement was a key piece in these successes. Our family volunteers accumulated 8,876 hours this year. We were named an ABC site. (Arts In Basic Curriculum.)

Map, Dominic and Test for Higher Standards, as well as anecdotal records are used to guide our planning as we provide services for students needing intervention as well as those on or above grade level. Response to intervention drives our instructional practices. Intervention is provided through a resource teacher, Reading Recovery teachers and Title I Interventionists. Social studies standards are integrated in our 2 hour language arts block. Hands-on science was provided in a newly created science lab. Professional Learning Teams, The Leadership Team, Student Intervention Team and Student Assistance teams meet each month to plan for the success of our students. Reading resources are plentiful for teachers, students and parents.

We pride ourselves on being family-friendly and welcoming to students, parents and the community. Our "Community of Learners" continues to celebrate success in many ways. Sheri Watson, Principal  
Kathryn Plyler, School Improvement Council Chairperson

Comprehensive detail, including definitions of ratings, performance criteria, and explanations of status, is available on [www.ed.sc.gov](http://www.ed.sc.gov) and [www.eoc.sc.gov](http://www.eoc.sc.gov) as well as school and school district websites.

Printed versions are available from school districts upon request.

### Abbreviations Key

N/A Not Applicable N/AV Not Available N/C Not Collected N/R Not Reported I/S Insufficient Sample TBD To be determined  
NI Newly Identified CSI Continuing School Improvement CA Corrective Action RP Plan to Restructure R Restructure DELAY School Improvement Status HOLD School Improvement Status