



SC Annual School Report Card Summary

Erwin Elementary
 Lancaster County
 Grades: K-5 Enrollment: 459
 Principal: Jane B. Gaston
 Superintendent: Dr. Richard E. Moore
 Board Chair: Mr. Robert Parker

PERFORMANCE

Comprehensive detail, including definitions of ratings, performance criteria, and explanations of status, is available on www.ed.sc.gov and www.eoc.sc.gov as well as school and school district websites. Printed versions are available from school districts upon request.

YEAR	ABSOLUTE RATING	GROWTH RATING	PALMETTO GOLD AND SILVER AWARD		ESEA/FEDERAL ACCOUNTABILITY RATING SYSTEM	
			General Performance	Closing the Gap	ESEA Grade	Accountability Indicator
2013	Average	Average	TBD	TBD	B	Reward
2012	Average	Average	N/A	N/A	A	Reward
2011	Average	Average	Silver	N/A	Met	N/A

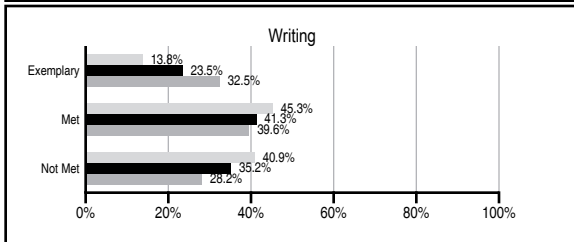
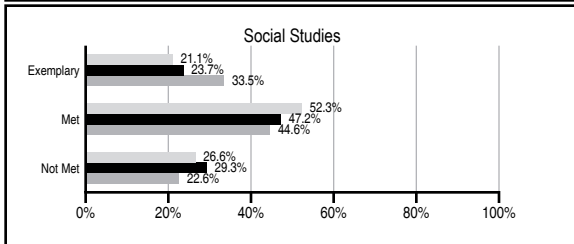
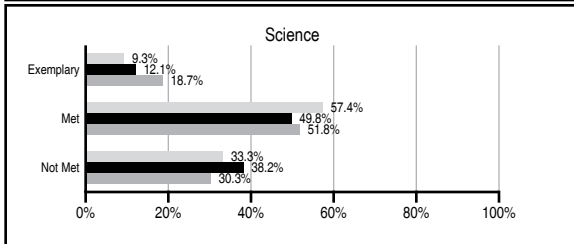
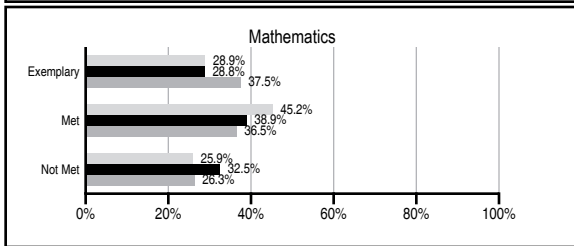
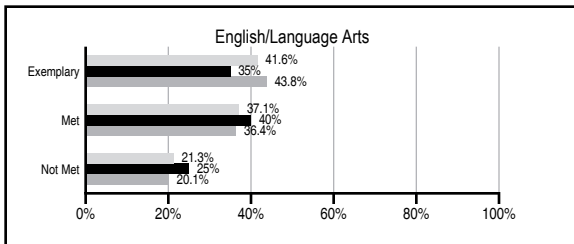
ABSOLUTE RATINGS OF ELEMENTARY SCHOOLS WITH STUDENTS LIKE OURS*

EXCELLENT	GOOD	AVERAGE	BELOW AVERAGE	AT-RISK
9	14	94	17	3

* Ratings are calculated with data available by 11/07/2013. Schools with Students Like Ours are Elementary Schools with Poverty Indices of no more than 5% above or below the index for this school.

PASS PERFORMANCE

Our School
 Elementary Schools with Students Like Ours
 Elementary schools statewide



NAEP PERFORMANCE*

* Performance reported for SC and nation, data not available at school level. Percentages at NAEP Achievement Levels.



SC PERFORMANCE VISION

By 2020 all students will graduate with the knowledge and skills necessary to compete successfully in the global economy, participate in a democratic society and contribute positively as members of families and communities.

Abbreviations Key

N/A Not Applicable N/AV Not Available N/C Not Collected N/R Not Reported I/S Insufficient Sample TBD To be determined

Erwin Elementary [Lancaster County]

SCHOOL PROFILE

	Our School	Change from Last Year	Elementary Schools with Students Like Ours	Median Elementary School
Students (n=459)				
Retention rate	0.4%	Down from 2.0%	1.2%	0.9%
Attendance rate	96.5%	No Change	96.0%	96.3%
Served by gifted and talented program	4.9%	N/A	4.8%	7.2%
With disabilities	9.3%	N/A	14.1%	12.4%
Older than usual for grade	1.8%	N/A	2.6%	1.9%
Out-of-school suspensions or expulsions for violent and/or criminal offenses	0.0%	No Change	0.0%	0.0%
Teachers (n=28)				
Teachers with advanced degrees	53.6%	Down from 57.1%	60.4%	62.5%
Continuing contract teachers	85.7%	Down from 89.3%	82.1%	83.3%
Teachers returning from previous year	86.1%	Down from 87.9%	87.4%	88.3%
Teacher attendance rate	92.7%	Down from 94.7%	94.7%	95.0%
Average teacher salary*	\$48,360	Up 3.3%	\$47,233	\$48,193
Classes not taught by highly qualified teachers	0.0%	No Change	0.0%	0.0%
Professional development days/teacher	16.3 days	Up from 11.9 days	11.3 days	11.0 days
School				
Principal's years at school	16.0	Up from 15.0	4.0	4.0
Student-teacher ratio in core subjects	20.3 to 1	Down from 24.3 to 1	19.6 to 1	20.1 to 1
Prime instructional time	87.9%	Down from 90.6%	89.5%	90.0%
Opportunities in the arts	Good	No Change	Good	Good
SACS accreditation	Yes	No Change	Yes	Yes
Parents attending conferences	100.0%	Up from 99.2%	100.0%	100.0%
Character development program	Excellent	No Change	Excellent	Excellent
Dollars spent per pupil**	\$6,898	Up 6.3%	\$7,608	\$7,364
Percent of expenditures for instruction**	71.0%	No Change	68.0%	68.0%
Percent of expenditures for teacher salaries**	69.0%	Down from 69.2%	65.0%	66.0%
ESEA composite index score	80.9	Down from 95.9	79.7	88.0

* Length of contract = 185+ days.

** Prior year audited financial data available.

EVALUATION RESULTS

	Teachers	Students*	Parents*
Number of surveys returned	31	62	54
Percent satisfied with learning environment	100%	100%	98.1%
Percent satisfied with social and physical environment	100%	98.4%	94.4%
Percent satisfied with school-home relations	100%	98.4%	94.4%

*Only students at the highest elementary school grade level at this school and their parents were included.

REPORT OF PRINCIPAL AND SCHOOL IMPROVEMENT COUNCIL

“Live to love, love to learn, and live to love learning” sets the stage for our attitude and atmosphere at Erwin Elementary and serves as our mission statement. We strive to create a positive environment that promotes both challenging academic standards and outstanding school citizenship. As visitors walk through the halls of the school, they are able to observe students actively using technology such as SmartBoards, tablets, and computers as they utilize programs such as KidBiz, Study Island, and Classworks.

Numerous programs are available to students to provide creative outlets and to promote positive character development. Students may be involved in activities such as Relay for Life Events, Drama Club, Art Therapy, BEARS exercise program, Girls on the Run, Kindergarten Chorus, Elementary Chorus, Study Buddies, A.C.E. Club, Student Council, Junior Achievement, Choral Festival, Reading Counts, E-mail Pals, and the Babbling Bears Morning Program.

Continuous improvement in statewide testing has occurred each year that PASS has been administered. Our focus continues to be to provide opportunities for academic improvement by engaging students in learning before, during, and after school. Some activities offered before or after school include the following: math lab, writing programs, fitness programs, Homework Center, and computer classes. By offering additional programs, we are able to expand instruction of curriculum standards and offer assistance to students who need additional help while offering more challenging activities to others.

Our faculty and staff continue to become stronger as they take advantage of the many professional development opportunities. All teachers completed training in technology initiatives and Literacy By Design professional development. We strive to provide quality instruction while maintaining an atmosphere that encourages individual differences and allows students to just be children.

Supportive parents, enthusiastic students, and creative teachers make our atmosphere one of playfulness and friendliness. Our welcome mat sums up our beliefs and supports our mission statement as it reads, “Little People, Big Dreams, and Bright Futures at Erwin Elementary.”

Jane B. Gaston, Principal
Virginia Faulkner, Chair of School Improvement Council

Comprehensive detail, including definitions of ratings, performance criteria, and explanations of status, is available on www.ed.sc.gov and www.eoc.sc.gov as well as school and school district websites.

Printed versions are available from school districts upon request.

Abbreviations Key

N/A Not Applicable N/AV Not Available N/C Not Collected N/R Not Reported I/S Insufficient Sample TBD To be determined
NI Newly Identified CSI Continuing School Improvement CA Corrective Action RP Plan to Restructure R Restructure DELAY School Improvement Status HOLD School Improvement Status