



SC Annual School Report Card Summary

Clinton Elementary School
 Lancaster County
 Grades: PK-5 Enrollment: 314
 Principal: Rachel Ray
 Superintendent: Dr. Richard E. Moore
 Board Chair: Mr. Robert Parker

PERFORMANCE

Comprehensive detail, including definitions of ratings, performance criteria, and explanations of status, is available on www.ed.sc.gov and www.eoc.sc.gov as well as school and school district websites. Printed versions are available from school districts upon request.

YEAR	ABSOLUTE RATING	GROWTH RATING	PALMETTO GOLD AND SILVER AWARD		ESEA/FEDERAL ACCOUNTABILITY RATING SYSTEM	
			General Performance	Closing the Gap	ESEA Grade	Accountability Indicator
2013	At-Risk	Average	TBD	TBD	F	Focus
2012	Below Average	Average	N/A	Silver	F	Focus
2011	Below Average	Average	N/A	N/A	Not Met	RP

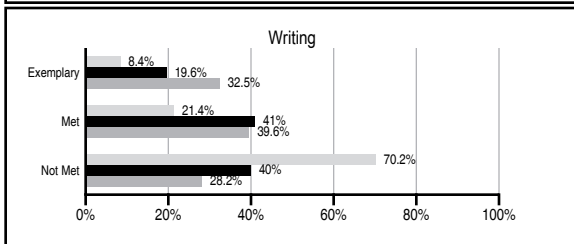
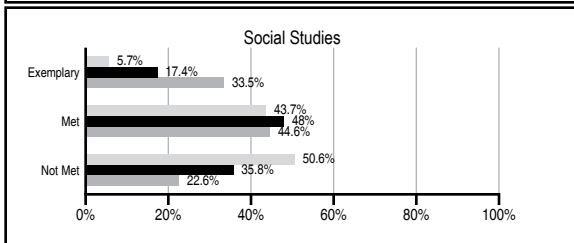
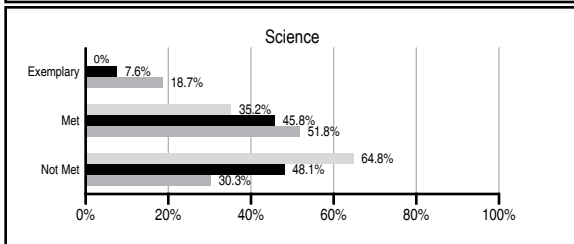
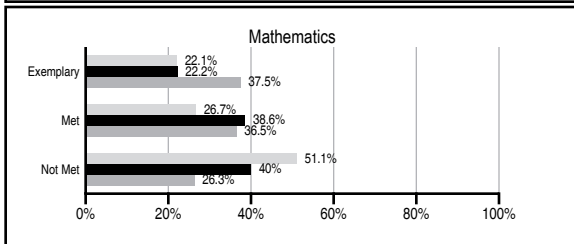
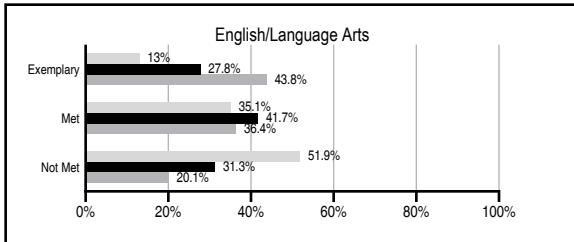
ABSOLUTE RATINGS OF ELEMENTARY SCHOOLS WITH STUDENTS LIKE OURS*

EXCELLENT	GOOD	AVERAGE	BELOW AVERAGE	AT-RISK
1	11	90	43	15

* Ratings are calculated with data available by 11/07/2013. Schools with Students Like Ours are Elementary Schools with Poverty Indices of no more than 5% above or below the index for this school.

PASS PERFORMANCE

Our School
 Elementary Schools with Students Like Ours
 Elementary schools statewide



NAEP PERFORMANCE*

* Performance reported for SC and nation, data not available at school level. Percentages at NAEP Achievement Levels.



SC PERFORMANCE VISION

By 2020 all students will graduate with the knowledge and skills necessary to compete successfully in the global economy, participate in a democratic society and contribute positively as members of families and communities.

Abbreviations Key

N/A Not Applicable N/AV Not Available N/C Not Collected N/R Not Reported I/S Insufficient Sample TBD To be determined

Clinton Elementary School [Lancaster County]

SCHOOL PROFILE

	Our School	Change from Last Year	Elementary Schools with Students Like Ours	Median Elementary School
Students (n=314)				
Retention rate	0.9%	Down from 1.1%	1.1%	0.9%
Attendance rate	95.2%	Down from 95.3%	95.9%	96.3%
Served by gifted and talented program	0.6%	N/A	2.6%	7.2%
With disabilities	26.5%	N/A	13.4%	12.4%
Older than usual for grade	2.3%	N/A	3.0%	1.9%
Out-of-school suspensions or expulsions for violent and/or criminal offenses	0.0%	No Change	0.0%	0.0%
Teachers (n=27)				
Teachers with advanced degrees	51.9%	Down from 65.5%	60.0%	62.5%
Continuing contract teachers	51.9%	Down from 75.9%	75.0%	83.3%
Teachers returning from previous year	81.6%	Down from 85.6%	84.6%	88.3%
Teacher attendance rate	93.6%	Down from 94.0%	94.9%	95.0%
Average teacher salary*	\$42,332	Up 0.1%	\$46,124	\$48,193
Classes not taught by highly qualified teachers	11.8%	Up from 9.0%	0.0%	0.0%
Professional development days/teacher	10.2 days	Down from 25.0 days	10.4 days	11.0 days
School				
Principal's years at school	7.0	Up from 6.0	3.5	4.0
Student-teacher ratio in core subjects	16.0 to 1	Down from 17.5 to 1	17.8 to 1	20.1 to 1
Prime instructional time	86.7%	Up from 86.4%	89.6%	90.0%
Opportunities in the arts	Good	No Change	Good	Good
SACS accreditation	Yes	No Change	Yes	Yes
Parents attending conferences	100.0%	Up from 98.3%	100.0%	100.0%
Character development program	Excellent	No Change	Excellent	Excellent
Dollars spent per pupil**	\$7,421	Down 3.3%	\$8,297	\$7,364
Percent of expenditures for instruction**	69.0%	Up from 68.1%	66.0%	68.0%
Percent of expenditures for teacher salaries**	68.0%	Up from 66.3%	63.5%	66.0%
ESEA composite index score	31.2	Down from 54.4	71.7	88.0

* Length of contract = 185+ days.

** Prior year audited financial data available.

EVALUATION RESULTS

	Teachers	Students*	Parents*
Number of surveys returned	27	32	20
Percent satisfied with learning environment	81.5%	90.6%	95%
Percent satisfied with social and physical environment	96.5%	84.4%	95.2%
Percent satisfied with school-home relations	82.2%	81.3%	90.5%

*Only students at the highest elementary school grade level at this school and their parents were included.

REPORT OF PRINCIPAL AND SCHOOL IMPROVEMENT COUNCIL

Clinton Elementary School students continue to make gains each year on the state's standardized test. In 2012, approximately 80% of regular education students in grades three and five met state standards on the English/Language Arts Palmetto Assessment of State Standards, or PASS test. Our students did equally as well in math. Nearly 80% of our regular education fourth and fifth grade students met standard.

Because of our students' success, Clinton Elementary School has received state and national notoriety. Clinton has been listed on the American Reading National Honor Roll for two consecutive years. Clinton is the winner of the Learning Forward's Shirley Hord Learning Team Award. This award is given to a team of teachers who demonstrate Learning Forward's definition of professional learning teams in action. Clinton was recognized as a finalist for the Dick and Tunky Riley WhatWorksSC Award for Excellence. This prestigious award recognizes schools that have implemented successful programs towards student achievement. Clinton Elementary was acknowledged by Leslie Blauman in her book, *The Inside Guide to Reading—Writing Classroom; Strategies for Extraordinary Teaching*. She described Clinton Elementary as "Amazing!" She said, our "teachers are working so hard for their students. I have never seen a school undertake so much and do it so well. Go see this school. See what they are doing. Their children are brilliant." The National Association of Elementary School Principals printed an article in its journal called, *Extreme Makeover: Reading Edition*. The article highlighted seven significant changes that led Clinton Elementary School towards its path of success. This year, Clinton received the Silver Award by the South Carolina Department of Education for closing the achievement gap.

The combination of a professional staff, a high-achieving, motivated student body, and dedicated parents, results in consistent academic gains. Clinton has proven to be successful, responsive and resilient. As parents, students and teachers continue to work together, great things will continue to happen for students at Clinton Elementary School.

Rachel Ray, Principal
Calita Taylor, SIC Chairperson

Comprehensive detail, including definitions of ratings, performance criteria, and explanations of status, is available on www.ed.sc.gov and www.eoc.sc.gov as well as school and school district websites.

Printed versions are available from school districts upon request.

Abbreviations Key

N/A Not Applicable N/AV Not Available N/C Not Collected N/R Not Reported I/S Insufficient Sample TBD To be determined

NI Newly Identified CSI Continuing School Improvement CA Corrective Action RP Plan to Restructure R Restructure DELAY School Improvement Status HOLD School Improvement Status