



SC Annual School Report Card Summary

Brooklyn Springs Elementary
 Lancaster County
 Grades: PK-5 Enrollment: 458
 Principal: Tonya K. Hunter
 Superintendent: Dr. Richard E. Moore
 Board Chair: Mr. Robert Parker

PERFORMANCE

Comprehensive detail, including definitions of ratings, performance criteria, and explanations of status, is available on www.ed.sc.gov and www.eoc.sc.gov as well as school and school district websites. Printed versions are available from school districts upon request.

YEAR	ABSOLUTE RATING	GROWTH RATING	PALMETTO GOLD AND SILVER AWARD		ESEA/FEDERAL ACCOUNTABILITY RATING SYSTEM	
			General Performance	Closing the Gap	ESEA Grade	Accountability Indicator
2013	Below Average	Good	TBD	TBD	F	N/A
2012	Below Average	Below Average	N/A	N/A	D	N/A
2011	Below Average	Average	Silver	N/A	Not Met	N/A

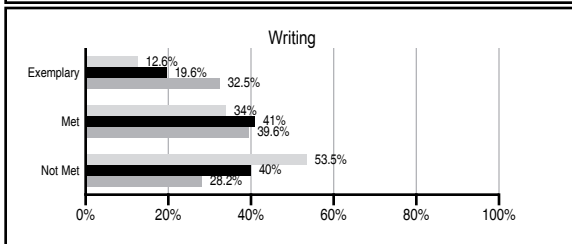
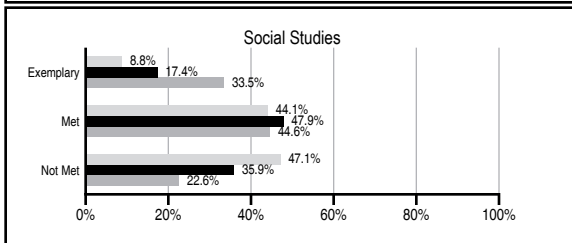
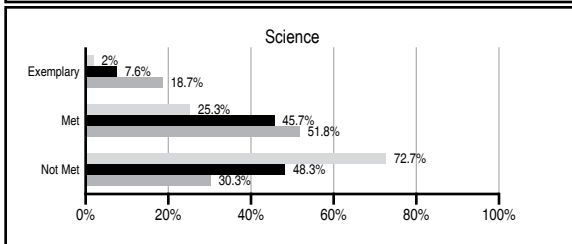
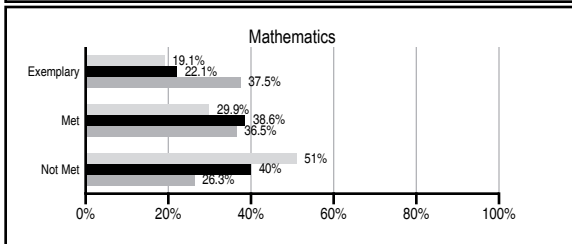
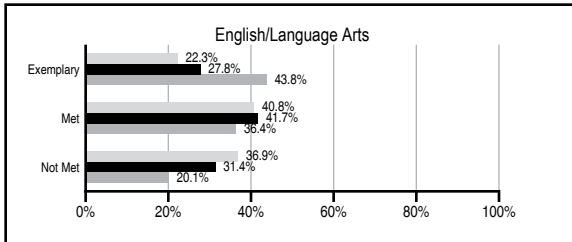
ABSOLUTE RATINGS OF ELEMENTARY SCHOOLS WITH STUDENTS LIKE OURS*

EXCELLENT	GOOD	AVERAGE	BELOW AVERAGE	AT-RISK
1	11	89	43	15

* Ratings are calculated with data available by 11/07/2013. Schools with Students Like Ours are Elementary Schools with Poverty Indices of no more than 5% above or below the index for this school.

PASS PERFORMANCE

Our School
 Elementary Schools with Students Like Ours
 Elementary schools statewide



NAEP PERFORMANCE*

* Performance reported for SC and nation, data not available at school level. Percentages at NAEP Achievement Levels.



SC PERFORMANCE VISION

By 2020 all students will graduate with the knowledge and skills necessary to compete successfully in the global economy, participate in a democratic society and contribute positively as members of families and communities.

Abbreviations Key

N/A Not Applicable N/AV Not Available N/C Not Collected N/R Not Reported I/S Insufficient Sample TBD To be determined

Brooklyn Springs Elementary [Lancaster County]

SCHOOL PROFILE

	Our School	Change from Last Year	Elementary Schools with Students Like Ours	Median Elementary School
Students (n=453)				
Retention rate	0.0%	Down from 0.2%	1.1%	0.9%
Attendance rate	95.2%	Down from 95.8%	96.0%	96.3%
Served by gifted and talented program	1.5%	N/A	2.6%	7.2%
With disabilities	13.3%	N/A	13.5%	12.4%
Older than usual for grade	0.9%	N/A	3.0%	1.9%
Out-of-school suspensions or expulsions for violent and/or criminal offenses	1.7%	Up from 0.0%	0.0%	0.0%
Teachers (n=29)				
Teachers with advanced degrees	58.6%	Down from 66.7%	60.0%	62.5%
Continuing contract teachers	65.5%	Down from 77.8%	75.0%	83.3%
Teachers returning from previous year	82.5%	Down from 86.8%	84.6%	88.3%
Teacher attendance rate	95.3%	Up from 93.5%	94.9%	95.0%
Average teacher salary*	\$46,891	Down 7.5%	\$46,110	\$48,193
Classes not taught by highly qualified teachers	0.0%	No Change	0.0%	0.0%
Professional development days/teacher	12.7 days	Down from 22.8 days	10.4 days	11.0 days
School				
Principal's years at school	2.0	Up from 1.0	3.3	4.0
Student-teacher ratio in core subjects	21.5 to 1	Down from 23.2 to 1	17.8 to 1	20.1 to 1
Prime instructional time	89.1%	Up from 87.6%	89.6%	90.0%
Opportunities in the arts	Good	No Change	Good	Good
SACS accreditation	Yes	No Change	Yes	Yes
Parents attending conferences	100.0%	No Change	100.0%	100.0%
Character development program	Average	Down from Good	Excellent	Excellent
Dollars spent per pupil**	\$7,460	Down 4.6%	\$8,301	\$7,364
Percent of expenditures for instruction**	68.0%	Up from 67.9%	66.0%	68.0%
Percent of expenditures for teacher salaries**	67.0%	Up from 65.0%	63.0%	66.0%
ESEA composite index score	53.6	Down from 66.4	71.2	88.0

* Length of contract = 185+ days.

** Prior year audited financial data available.

EVALUATION RESULTS

	Teachers	Students*	Parents*
Number of surveys returned	21	52	30
Percent satisfied with learning environment	90.5%	80.8%	76.7%
Percent satisfied with social and physical environment	90.5%	90.4%	80.7%
Percent satisfied with school-home relations	73.7%	90.4%	80%

*Only students at the highest elementary school grade level at this school and their parents were included.

REPORT OF PRINCIPAL AND SCHOOL IMPROVEMENT COUNCIL

Brooklyn Springs Elementary School celebrated a year of reading success with our "Get on Board the Reading Express" theme. The majority of our school activities, field experiences, and instruction related to this theme. Students and teachers were recognized and honored through a variety of celebrations for completing their reading goals.

The faculty and staff embody the qualities of a Professional Learning Community. Throughout the school year, we have continued to emphasize the importance of teamwork among stakeholders and its positive impact on making gains in student achievement. Teachers collaborated on a weekly basis to analyze student work, formulate common assessments, and to provide meaningful learning experiences for students. Small group and individualized instruction were predominantly used to provide an education that focused on meeting students' needs at their personal performance levels.

To meet those individual needs, a variety of curriculum is provided at Brooklyn Springs. The core program Literacy by Design supplied the foundation for our English Language Arts instruction. To supplement Literacy by Design, we utilized 100 Book Challenge from American Reading Company. This school-wide program focuses on building students' individual reading levels through 45 minutes of structured independent reading at school and 30 minutes of independent reading practice at home each day. The newly adopted My Math is the core program for our math instruction. To supplement this program, teachers employ hands-on manipulatives and interactive learning activities and games on computer and with SMART Boards. Keeping open communication between school and home also continues to be a top priority for us.

Many awards and certificates were achieved by the faculty and students of Brooklyn Springs. Many teachers earned grants used to supplement classroom resources, build a Carolina garden, and to celebrate literacy. Students received Presidential Academic, Duke TIP Scholar, Presidential Citizen Awareness, Principal's Choice, and year-end academic achievement awards.

Our full-time Parent Coordinator serves as a link between the home and school by regularly calling and visiting parents, offering resources such as adult literacy instruction and connecting parents in need with various community resources. Parents can volunteer at school in ways such as reading with children, assisting teachers, and helping to organize school-related events. The SIC and PTO work closely with our faculty and staff to provide resources and make important decisions that promote a positive learning environment for our students. Our school community continually works together to find ways to promote dedication to lifelong learning and achievement of personal goals.

Tonya K. Hunter, Principal
Justin L. Starnes, PTO/SIC Chairperson

Comprehensive detail, including definitions of ratings, performance criteria, and explanations of status, is available on www.ed.sc.gov and www.eoc.sc.gov as well as school and school district websites.

Printed versions are available from school districts upon request.

Abbreviations Key

N/A Not Applicable N/AV Not Available N/C Not Collected N/R Not Reported I/S Insufficient Sample TBD To be determined
NI Newly Identified CSI Continuing School Improvement CA Corrective Action RP Plan to Restructure R Restructure DELAY School Improvement Status HOLD School Improvement Status