



SC Annual School Report Card Summary

Doby's Mill Elementary School
 Kershaw County
 Grades: PK-5 Enrollment: 536
 Principal: Virginia K. Catoe
 Superintendent: Frank E. Morgan, Ed.D.
 Board Chair: Mara H. Jones

PERFORMANCE

Comprehensive detail, including definitions of ratings, performance criteria, and explanations of status, is available on www.ed.sc.gov and www.eoc.sc.gov as well as school and school district websites. Printed versions are available from school districts upon request.

YEAR	ABSOLUTE RATING	GROWTH RATING	PALMETTO GOLD AND SILVER AWARD		ESEA/FEDERAL ACCOUNTABILITY RATING SYSTEM	
			General Performance	Closing the Gap	ESEA Grade	Accountability Indicator
2013	Good	Below Average	TBD	TBD	A	N/A
2012	Good	Average	N/A	Silver	B	N/A
2011	Excellent	Good	Gold	N/A	Not Met	NI

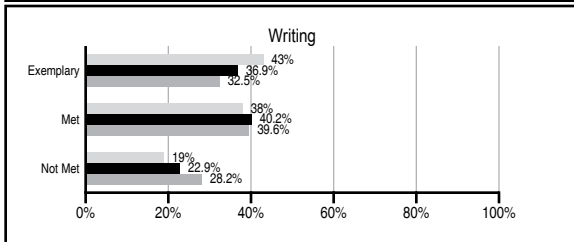
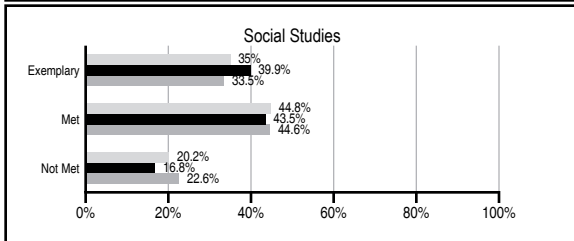
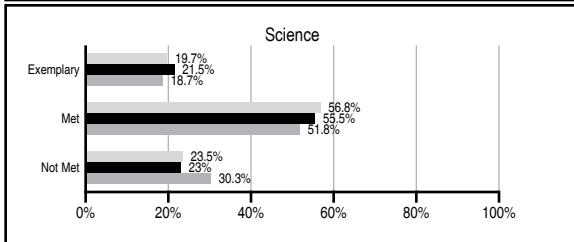
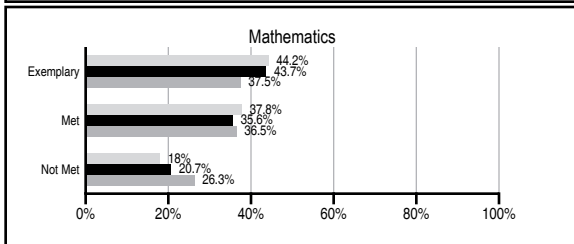
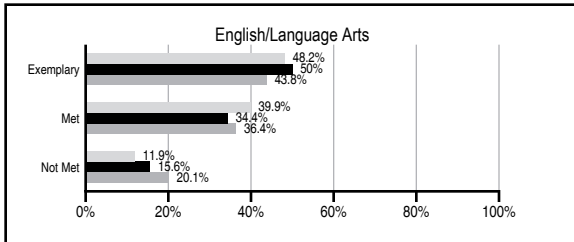
ABSOLUTE RATINGS OF ELEMENTARY SCHOOLS WITH STUDENTS LIKE OURS*

EXCELLENT	GOOD	AVERAGE	BELOW AVERAGE	AT-RISK
38	43	19	0	1

* Ratings are calculated with data available by 11/07/2013. Schools with Students Like Ours are Elementary Schools with Poverty Indices of no more than 5% above or below the index for this school.

PASS PERFORMANCE

Our School Elementary Schools with Students Like Ours Elementary schools statewide



NAEP PERFORMANCE*

* Performance reported for SC and nation, data not available at school level. Percentages at NAEP Achievement Levels.



SC PERFORMANCE VISION

By 2020 all students will graduate with the knowledge and skills necessary to compete successfully in the global economy, participate in a democratic society and contribute positively as members of families and communities.

Abbreviations Key

N/A Not Applicable N/AV Not Available N/C Not Collected N/R Not Reported I/S Insufficient Sample TBD To be determined

Doby's Mill Elementary School [Kershaw County]

SCHOOL PROFILE

	Our School	Change from Last Year	Elementary Schools with Students Like Ours	Median Elementary School
Students (n=536)				
Retention rate	1.5%	Down from 1.6%	0.9%	0.9%
Attendance rate	96.1%	Down from 97.0%	96.4%	96.3%
Served by gifted and talented program	16.1%	N/A	9.7%	7.2%
With disabilities	13.6%	N/A	12.3%	12.4%
Older than usual for grade	1.3%	N/A	1.6%	1.9%
Out-of-school suspensions or expulsions for violent and/or criminal offenses	0.0%	No Change	0.0%	0.0%
Teachers (n=34)				
Teachers with advanced degrees	82.4%	Down from 86.5%	63.8%	62.5%
Continuing contract teachers	97.1%	Up from 94.6%	86.8%	83.3%
Teachers returning from previous year	86.7%	Down from 89.2%	89.8%	88.3%
Teacher attendance rate	96.3%	Up from 93.8%	95.0%	95.0%
Average teacher salary*	\$52,707	Up 5.3%	\$49,245	\$48,193
Classes not taught by highly qualified teachers	0.0%	No Change	0.0%	0.0%
Professional development days/teacher	17.2 days	Up from 16.0 days	12.1 days	11.0 days
School				
Principal's years at school	6.0	Up from 5.0	5.0	4.0
Student-teacher ratio in core subjects	23.4 to 1	Up from 21.6 to 1	20.6 to 1	20.1 to 1
Prime instructional time	89.5%	Up from 89.1%	90.3%	90.0%
Opportunities in the arts	Good	No Change	Good	Good
SACS accreditation	Yes	No Change	Yes	Yes
Parents attending conferences	100.0%	No Change	100.0%	100.0%
Character development program	Excellent	No Change	Excellent	Excellent
Dollars spent per pupil**	\$6,963	Up 7.9%	\$7,077	\$7,364
Percent of expenditures for instruction**	72.0%	Down from 72.5%	69.0%	68.0%
Percent of expenditures for teacher salaries**	69.0%	Down from 70.6%	66.0%	66.0%
ESEA composite index score	95.4	Up from 88.7	90.6	88.0

* Length of contract = 185+ days.

** Prior year audited financial data available.

EVALUATION RESULTS

	Teachers	Students*	Parents*
Number of surveys returned	44	88	44
Percent satisfied with learning environment	100%	93.2%	95.4%
Percent satisfied with social and physical environment	100%	94.3%	95.4%
Percent satisfied with school-home relations	100%	94.2%	97.7%

*Only students at the highest elementary school grade level at this school and their parents were included.

REPORT OF PRINCIPAL AND SCHOOL IMPROVEMENT COUNCIL

The mission of Doby's Mill Elementary School is that students will attain high levels of achievement within a safe environment that is staffed by highly qualified educators who have "winning attitudes and visions of excellence." Our vision is to foster success through meeting the academic needs of students with regard to individual learning styles and instructional levels. We focus on the South Carolina state content standards and enrich the curriculum through depth, complexity, and differentiation to ensure each student reaches his or her full potential. Learning opportunities foster curiosity and academic achievement through this standards-based curriculum to promote inquiry and discovery. High achievement for all subgroups is our focus. Our school utilizes technology to communicate with parents and community. Our school webpages, social media, Parent Portal, and eChalk teacher pages facilitate the sharing of information with students and parents.

With the support of our Parent-Teacher Association and School Improvement Council, Doby's Mill Elementary, the home of the Dolphins, was recognized as a 2013 National School of Character, a 2011-2013 State School of Character, a 2011-2013 Exemplary Writing School, and a 2010-2013 Red Carpet School. We also received a Promising Practice Award for our Beaming Beacons, the PBIS Red Ribbon Award, the SC Farm to School Grant, the Tool Box for Education Grant, and the Blue Cross Blue Shield sponsored OrganWise Grant.

This year, we congratulate Judith Mills for being our Reading Teacher of the Year as well as our DME Teacher of the Year. As we continue our journey through the second decade of our school's existence, the DME community reaffirms its charge of exploring ways in which education can be made more rigorous and more meaningful for each student as we prepare for the implementation of the Common Core State Standards. We strive to honor every person through the power of high expectancy, rich opportunity, and positive personal relationships! Truly, Doby's Mill Elementary School is a "fin-tastic" place for growing and learning together! We invite you to "Catch the W.A.V.E.," too!
Virginia Catoe, Principal
Rev. Philip Blankenship, SIC Chairperson

Comprehensive detail, including definitions of ratings, performance criteria, and explanations of status, is available on www.ed.sc.gov and www.eoc.sc.gov as well as school and school district websites.

Printed versions are available from school districts upon request.

Abbreviations Key

N/A Not Applicable N/AV Not Available N/C Not Collected N/R Not Reported I/S Insufficient Sample TBD To be determined
NI Newly Identified CSI Continuing School Improvement CA Corrective Action RP Plan to Restructure R Restructure DELAY School Improvement Status HOLD School Improvement Status