



# SC Annual School Report Card Summary

Waterlee Elementary School  
 Kershaw County  
 Grades: PK-5 Enrollment: 572  
 Principal: Mrs. Elizabeth Gail Stehle  
 Superintendent: Frank E. Morgan, Ed.D.  
 Board Chair: Mara H. Jones

## PERFORMANCE

Comprehensive detail, including definitions of ratings, performance criteria, and explanations of status, is available on [www.ed.sc.gov](http://www.ed.sc.gov) and [www.eoc.sc.gov](http://www.eoc.sc.gov) as well as school and school district websites. Printed versions are available from school districts upon request.

YEAR	ABSOLUTE RATING	GROWTH RATING	PALMETTO GOLD AND SILVER AWARD		ESEA/FEDERAL ACCOUNTABILITY RATING SYSTEM	
			General Performance	Closing the Gap	ESEA Grade	Accountability Indicator
2013	Excellent	Average	TBD	TBD	A	N/A
2012	Good	Average	N/A	N/A	A	N/A
2011	Good	Average	Silver	N/A	Not Met	N/A

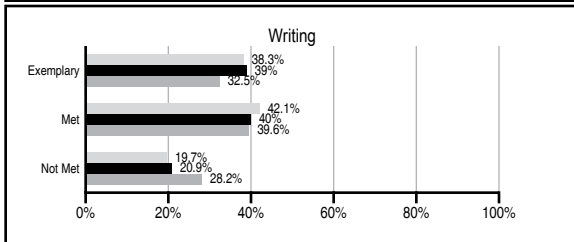
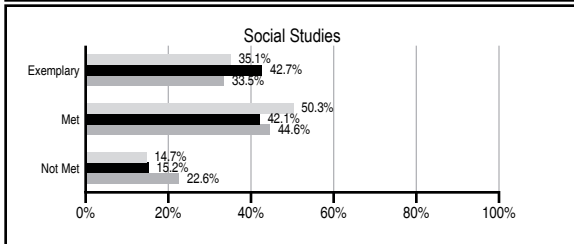
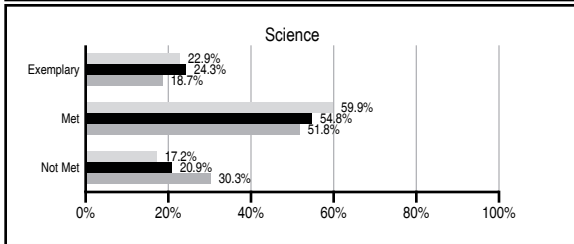
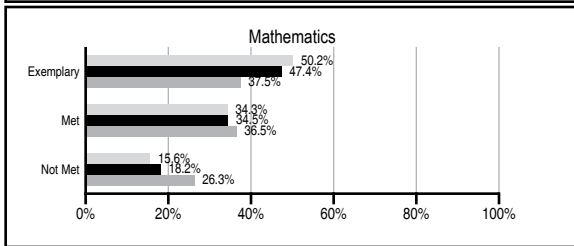
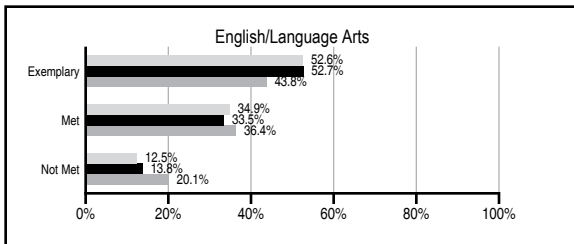
## ABSOLUTE RATINGS OF ELEMENTARY SCHOOLS WITH STUDENTS LIKE OURS\*

EXCELLENT	GOOD	AVERAGE	BELOW AVERAGE	AT-RISK
39	29	5	0	0

\* Ratings are calculated with data available by 11/07/2013. Schools with Students Like Ours are Elementary Schools with Poverty Indices of no more than 5% above or below the index for this school.

## PASS PERFORMANCE

Our School Elementary Schools with Students Like Ours Elementary schools statewide



## NAEP PERFORMANCE\*

\* Performance reported for SC and nation, data not available at school level. Percentages at NAEP Achievement Levels.



## SC PERFORMANCE VISION

By 2020 all students will graduate with the knowledge and skills necessary to compete successfully in the global economy, participate in a democratic society and contribute positively as members of families and communities.

### Abbreviations Key

N/A Not Applicable N/AV Not Available N/C Not Collected N/R Not Reported I/S Insufficient Sample TBD To be determined

# Wateree Elementary School [Kershaw County]

## SCHOOL PROFILE

	Our School	Change from Last Year	Elementary Schools with Students Like Ours	Median Elementary School
<b>Students (n=572)</b>				
Retention rate	0.3%	Down from 0.5%	0.8%	0.9%
Attendance rate	96.0%	Down from 96.4%	96.6%	96.3%
Served by gifted and talented program	10.1%	N/A	10.1%	7.2%
With disabilities	12.3%	N/A	11.3%	12.4%
Older than usual for grade	2.8%	N/A	1.4%	1.9%
Out-of-school suspensions or expulsions for violent and/or criminal offenses	0.0%	No Change	0.0%	0.0%
<b>Teachers (n=32)</b>				
Teachers with advanced degrees	78.1%	Up from 72.7%	63.3%	62.5%
Continuing contract teachers	90.6%	Up from 84.8%	84.0%	83.3%
Teachers returning from previous year	87.0%	Up from 85.8%	89.7%	88.3%
Teacher attendance rate	97.4%	Up from 94.8%	95.4%	95.0%
Average teacher salary*	\$53,719	Up 2.3%	\$49,245	\$48,193
Classes not taught by highly qualified teachers	0.0%	No Change	0.0%	0.0%
Professional development days/teacher	1.5 days	Down from 6.3 days	11.0 days	11.0 days
<b>School</b>				
Principal's years at school	4.0	Up from 3.0	4.0	4.0
Student-teacher ratio in core subjects	23.9 to 1	Up from 23.4 to 1	20.7 to 1	20.1 to 1
Prime instructional time	92.6%	Up from 90.8%	90.6%	90.0%
Opportunities in the arts	Good	No Change	Good	Good
SACS accreditation	Yes	No Change	Yes	Yes
Parents attending conferences	100.0%	No Change	100.0%	100.0%
Character development program	Excellent	No Change	Excellent	Excellent
Dollars spent per pupil**	\$5,751	Up 11.1%	\$6,911	\$7,364
Percent of expenditures for instruction**	71.0%	Down from 71.1%	69.0%	68.0%
Percent of expenditures for teacher salaries**	70.0%	Down from 70.1%	67.0%	66.0%
ESEA composite index score	96.4	Up from 93.4	91.5	88.0

\* Length of contract = 185+ days.

\*\* Prior year audited financial data available.

## EVALUATION RESULTS

	Teachers	Students*	Parents*
Number of surveys returned	30	93	46
Percent satisfied with learning environment	93.3%	82.8%	80.5%
Percent satisfied with social and physical environment	83.4%	79.4%	95.6%
Percent satisfied with school-home relations	96.6%	88.2%	80.4%

\*Only students at the highest elementary school grade level at this school and their parents were included.

## REPORT OF PRINCIPAL AND SCHOOL IMPROVEMENT COUNCIL

Wateree Elementary School is moving upward! Under the 2012 ESEA waiver from No Child Left Behind, we scored 93.5, an A rating, which "substantially exceeds the state's expectations." We also maintained our prior year School Report Card Absolute Rating of "Good" and Growth Rating of "Average." In addition, we met the state's student attendance goal with 96.4% student attendance. As a Title I School in 2012-13, all Title I funds were spent prudently, including a plan to enhance our instructional technology and put the school on a five-year rotation schedule for technology updates. New computers replaced both of the student computer labs and all teacher laptops; printers, scanners and document cameras were placed in all classrooms. Title I funds also paid for a certified teacher to tutor struggling students in kindergarten through second grades. All students in the program showed measurable gains! We added Irene Fountas' and Gay Su Pinnell's Leveled Literacy Intervention program for third through fifth grade tutoring, resulting in increased student interest and faster gains in reading! IXL assessments were purchased for special needs children to hone in on the most vital curricular areas with the least growth. Wateree's Response to Intervention student assistance team remained a very strong and effective component in pulling together plans and resources for making students as successful in school as possible. In math, teachers focused heavily on learning the basic math facts of addition, subtraction, multiplication and division to create a strong foundation on which to build additional skills. Many students commented that math problems became easier and less time-consuming than before. In science, WES will no longer refurbish FOSS Kits but will use grade level classroom kits built from scratch based on the blended SC Academic Standards and Common Core State Standards. Classrooms will continue to use Social Studies Weekly student newspapers next year.

Character education is integrated into all areas of school, and WES received a PBIS Ribbon from the SC Department of Education for its ongoing strength and effectiveness. The school and community donated human hair for wigs for cancer patients, and the school raised more than \$15,000.00 for the American Cancer Society's annual Relay for Life event. These efforts helped students learn the importance of giving back to a community that so kindly gives to local schools.

Finally, the main concern of everyone at WES is student safety. We purchased a new, state-of-the-art visitor check-in system for the front office and conducted a Safe Routes to School traffic audit to improve the car rider drop-off and dismissal lines. We thank everyone for all you do to make WES students safe, happy and successful!

Phyllis Cleveland, SIC Chair  
Gail Stehle, Principal

Comprehensive detail, including definitions of ratings, performance criteria, and explanations of status, is available on [www.ed.sc.gov](http://www.ed.sc.gov) and [www.eoc.sc.gov](http://www.eoc.sc.gov) as well as school and school district websites.

Printed versions are available from school districts upon request.

### Abbreviations Key

N/A Not Applicable N/AV Not Available N/C Not Collected N/R Not Reported I/S Insufficient Sample TBD To be determined

NI Newly Identified CSI Continuing School Improvement CA Corrective Action RP Plan to Restructure R Restructure DELAY School Improvement Status HOLD School Improvement Status