



SC Annual School Report Card Summary

Pine Tree Hill Elementary School
 Kershaw County
 Grades: PK-5 Enrollment: 476
 Principal: Dr. Lisa Shannon
 Superintendent: Frank E. Morgan, Ed.D.
 Board Chair: Mara H. Jones

PERFORMANCE

Comprehensive detail, including definitions of ratings, performance criteria, and explanations of status, is available on www.ed.sc.gov and www.eoc.sc.gov as well as school and school district websites. Printed versions are available from school districts upon request.

YEAR	ABSOLUTE RATING	GROWTH RATING	PALMETTO GOLD AND SILVER AWARD		ESEA/FEDERAL ACCOUNTABILITY RATING SYSTEM	
			General Performance	Closing the Gap	ESEA Grade	Accountability Indicator
2013	Average	Average	TBD	TBD	C	Focus
2012	Good	Good	Silver	Silver	B	Focus
2011	Average	Good	Silver	N/A	Met	N/A

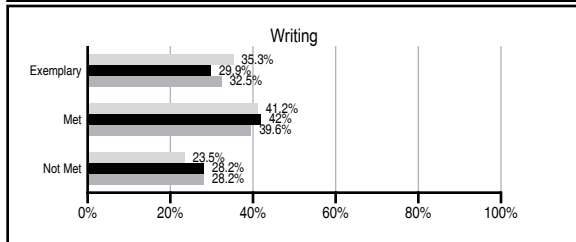
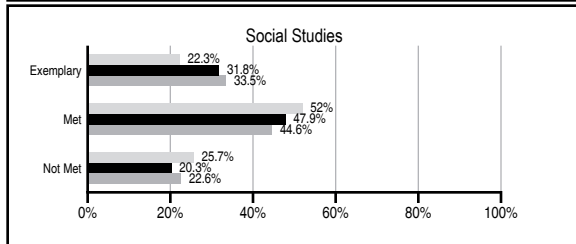
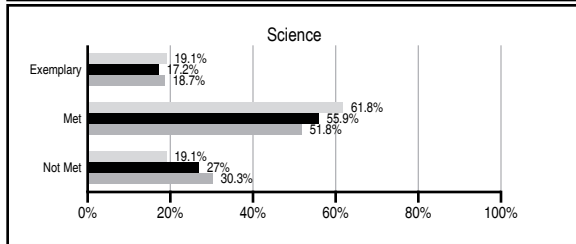
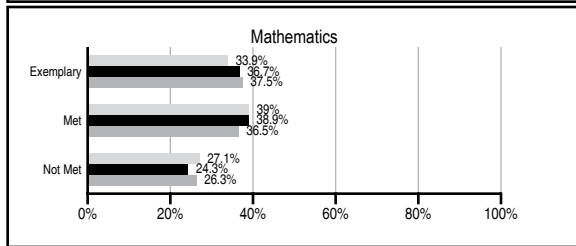
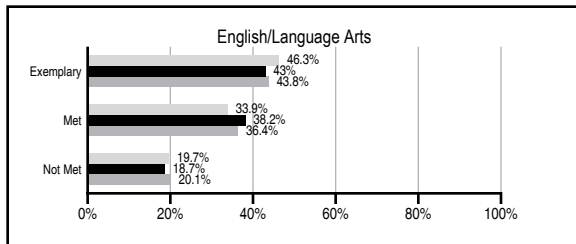
ABSOLUTE RATINGS OF ELEMENTARY SCHOOLS WITH STUDENTS LIKE OURS*

EXCELLENT	GOOD	AVERAGE	BELOW AVERAGE	AT-RISK
15	48	55	1	0

* Ratings are calculated with data available by 11/07/2013. Schools with Students Like Ours are Elementary Schools with Poverty Indices of no more than 5% above or below the index for this school.

PASS PERFORMANCE

Our School
 Elementary Schools with Students Like Ours
 Elementary schools statewide



NAEP PERFORMANCE*

* Performance reported for SC and nation, data not available at school level. Percentages at NAEP Achievement Levels.



SC PERFORMANCE VISION

By 2020 all students will graduate with the knowledge and skills necessary to compete successfully in the global economy, participate in a democratic society and contribute positively as members of families and communities.

Abbreviations Key

N/A Not Applicable N/AV Not Available N/C Not Collected N/R Not Reported I/S Insufficient Sample TBD To be determined

Pine Tree Hill Elementary School [Kershaw County]

SCHOOL PROFILE

	Our School	Change from Last Year	Elementary Schools with Students Like Ours	Median Elementary School
Students (n=476)				
Retention rate	3.6%	Up from 2.3%	1.2%	0.9%
Attendance rate	95.9%	Down from 96.4%	96.2%	96.3%
Served by gifted and talented program	9.2%	N/A	7.5%	7.2%
With disabilities	17.1%	N/A	14.0%	12.4%
Older than usual for grade	3.4%	N/A	2.2%	1.9%
Out-of-school suspensions or expulsions for violent and/or criminal offenses	1.0%	Down from 2.2%	0.0%	0.0%
Teachers (n=34)				
Teachers with advanced degrees	70.6%	Up from 64.9%	62.5%	62.5%
Continuing contract teachers	91.2%	Up from 86.5%	85.7%	83.3%
Teachers returning from previous year	89.3%	Up from 86.6%	89.5%	88.3%
Teacher attendance rate	93.6%	Down from 97.0%	94.7%	95.0%
Average teacher salary*	\$52,298	Up 5.2%	\$48,796	\$48,193
Classes not taught by highly qualified teachers	0.0%	Down from 5.4%	0.0%	0.0%
Professional development days/teacher	9.0 days	Up from 7.9 days	11.2 days	11.0 days
School				
Principal's years at school	5.0	Up from 4.0	5.0	4.0
Student-teacher ratio in core subjects	19.7 to 1	Up from 16.7 to 1	20.1 to 1	20.1 to 1
Prime instructional time	88.8%	Down from 92.5%	89.8%	90.0%
Opportunities in the arts	Good	No Change	Good	Good
SACS accreditation	Yes	No Change	Yes	Yes
Parents attending conferences	97.9%	Down from 99.0%	100.0%	100.0%
Character development program	Excellent	No Change	Excellent	Excellent
Dollars spent per pupil**	\$7,237	Up 4.3%	\$7,302	\$7,364
Percent of expenditures for instruction**	73.0%	Up from 72.5%	68.0%	68.0%
Percent of expenditures for teacher salaries**	71.0%	Down from 71.2%	66.0%	66.0%
ESEA composite index score	75.2	Down from 86.5	88.3	88.0

* Length of contract = 185+ days.

** Prior year audited financial data available.

EVALUATION RESULTS

	Teachers	Students*	Parents*
Number of surveys returned	23	74	36
Percent satisfied with learning environment	100%	94.6%	72.2%
Percent satisfied with social and physical environment	100%	86.5%	81.6%
Percent satisfied with school-home relations	86.4%	86.3%	58.4%

*Only students at the highest elementary school grade level at this school and their parents were included.

REPORT OF PRINCIPAL AND SCHOOL IMPROVEMENT COUNCIL

Pine Tree Hill had a memorable 2012-2013 school year. As we reflect over our successes, we are proud to note that we received a Good absolute rating and a Good growth rating on our school report card. This qualified us to receive two S.C. State Department of Education's Palmetto Silver Awards for overall student performance and closing the achievement gap.

Our goals this year were to continue to focus on closing the achievement gap and improve writing. Our staff continues to strive to meet the needs of our students to create the best learning atmosphere possible. Our teachers spent numerous hours in staff development to learn research-based practices. This year, PTH had a yearlong focus on writing and implemented strategies learned through Lucy Calkins and the Writing Improvement Network.

We continue to use the results of Zoo Phonics to make instructional decisions to help our students reach their highest potential and ensure success. In first grade, all students participated in literacy groups each morning based on their individual needs. In grades two through five, our teachers used the results of Measures of Academic Progress (MAP) to identify the strengths and weaknesses of each child and plan individual learning opportunities. Groups were then formed for extended morning or afternoon learning academies.

Our high expectations for learning and culture of learning challenged our students to grow in character and self-discipline. Our students learned to be good citizens through numerous service projects and leadership opportunities. Students demonstrated active community involvement in Relay for Life, Jump Rope for Heart, and local food and animal shelter drives. Student leaders also participated in Student Council, Beta Club, and Bull Pup Morning news.

The PTH PTO, as well as community members and businesses, provides unlimited support for PTH. The PTO provided money to update the safety of our playgrounds for grades kindergarten, fourth and fifth. Local businesses generously donated money, items, and time to ensure the continued success of our school.

At PTH, we continue to be proud of our many accomplishments and high levels of achievement thus creating excitement about our future!

Lisa Shannon, Principal
Melissa Miles, School Improvement Chairperson

Comprehensive detail, including definitions of ratings, performance criteria, and explanations of status, is available on www.ed.sc.gov and www.eoc.sc.gov as well as school and school district websites.

Printed versions are available from school districts upon request.

Abbreviations Key

N/A Not Applicable N/AV Not Available N/C Not Collected N/R Not Reported I/S Insufficient Sample TBD To be determined
NI Newly Identified CSI Continuing School Improvement CA Corrective Action RP Plan to Restructure R Restructure DELAY School Improvement Status HOLD School Improvement Status