



SC Annual School Report Card Summary

Jackson School
 Kershaw County
 Grades: K-5 Enrollment: 523
 Principal: Matia Goodwin
 Superintendent: Frank E. Morgan, Ed.D.
 Board Chair: Mara H. Jones

PERFORMANCE

Comprehensive detail, including definitions of ratings, performance criteria, and explanations of status, is available on www.ed.sc.gov and www.eoc.sc.gov as well as school and school district websites. Printed versions are available from school districts upon request.

YEAR	ABSOLUTE RATING	GROWTH RATING	PALMETTO GOLD AND SILVER AWARD		ESEA/FEDERAL ACCOUNTABILITY RATING SYSTEM	
			General Performance	Closing the Gap	ESEA Grade	Accountability Indicator
2013	Average	Average	TBD	TBD	C	N/A
2012	Below Average	Average	N/A	N/A	F	N/A
2011	Below Average	Average	Silver	N/A	Not Met	N/A

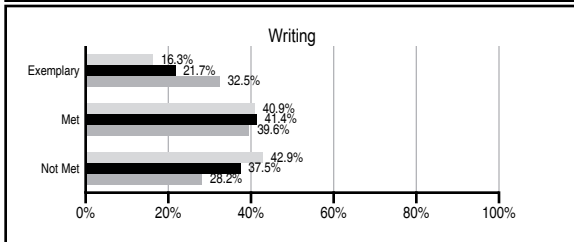
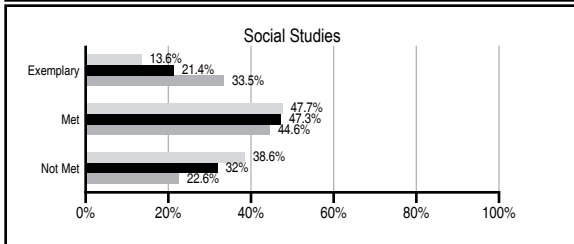
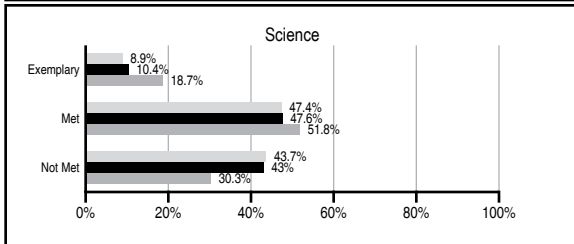
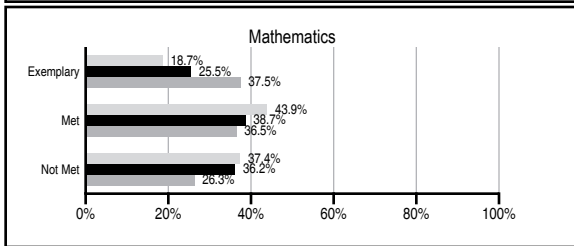
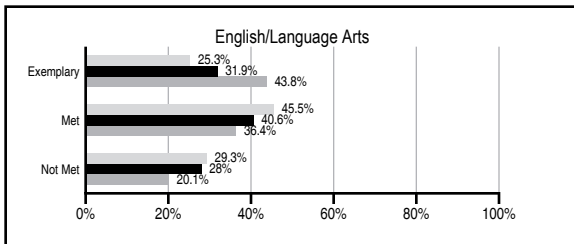
ABSOLUTE RATINGS OF ELEMENTARY SCHOOLS WITH STUDENTS LIKE OURS*

EXCELLENT	GOOD	AVERAGE	BELOW AVERAGE	AT-RISK
7	15	109	28	10

* Ratings are calculated with data available by 11/07/2013. Schools with Students Like Ours are Elementary Schools with Poverty Indices of no more than 5% above or below the index for this school.

PASS PERFORMANCE

Our School
 Elementary Schools with Students Like Ours
 Elementary schools statewide



NAEP PERFORMANCE*

* Performance reported for SC and nation, data not available at school level. Percentages at NAEP Achievement Levels.



SC PERFORMANCE VISION

By 2020 all students will graduate with the knowledge and skills necessary to compete successfully in the global economy, participate in a democratic society and contribute positively as members of families and communities.

Abbreviations Key

N/A Not Applicable N/AV Not Available N/C Not Collected N/R Not Reported I/S Insufficient Sample TBD To be determined

Jackson School [Kershaw County]

SCHOOL PROFILE

	Our School	Change from Last Year	Elementary Schools with Students Like Ours	Median Elementary School
Students (n=523)				
Retention rate	1.7%	Up from 1.5%	1.1%	0.9%
Attendance rate	95.6%	Down from 95.8%	95.9%	96.3%
Served by gifted and talented program	2.1%	N/A	4.0%	7.2%
With disabilities	11.0%	N/A	13.3%	12.4%
Older than usual for grade	2.8%	N/A	2.8%	1.9%
Out-of-school suspensions or expulsions for violent and/or criminal offenses	0.0%	No Change	0.0%	0.0%
Teachers (n=34)				
Teachers with advanced degrees	70.6%	Up from 65.5%	60.0%	62.5%
Continuing contract teachers	79.4%	Up from 75.9%	79.8%	83.3%
Teachers returning from previous year	80.7%	Up from 78.6%	85.8%	88.3%
Teacher attendance rate	90.9%	Down from 94.5%	94.8%	95.0%
Average teacher salary*	\$48,395	Up 3.4%	\$46,600	\$48,193
Classes not taught by highly qualified teachers	0.0%	No Change	0.0%	0.0%
Professional development days/teacher	11.2 days	Up from 7.0 days	10.6 days	11.0 days
School				
Principal's years at school	2.0	Up from 1.0	3.0	4.0
Student-teacher ratio in core subjects	22.7 to 1	No Change	18.8 to 1	20.1 to 1
Prime instructional time	84.4%	Down from 89.5%	89.5%	90.0%
Opportunities in the arts	Good	No Change	Good	Good
SACS accreditation	Yes	No Change	Yes	Yes
Parents attending conferences	86.3%	Down from 93.8%	100.0%	100.0%
Character development program	Good	No Change	Excellent	Excellent
Dollars spent per pupil**	\$6,246	Down 5.8%	\$7,712	\$7,364
Percent of expenditures for instruction**	72.0%	Up from 71.0%	68.0%	68.0%
Percent of expenditures for teacher salaries**	69.0%	Down from 70.1%	65.0%	66.0%
ESEA composite index score	77.1	Up from 53.4	76.4	88.0

* Length of contract = 185+ days.

** Prior year audited financial data available.

EVALUATION RESULTS

	Teachers	Students*	Parents*
Number of surveys returned	24	55	12
Percent satisfied with learning environment	95.9%	92.7%	91.7%
Percent satisfied with social and physical environment	91.7%	84.2%	100%
Percent satisfied with school-home relations	70.8%	82.2%	77%

*Only students at the highest elementary school grade level at this school and their parents were included.

REPORT OF PRINCIPAL AND SCHOOL IMPROVEMENT COUNCIL

Jackson School experienced an extraordinary first year implementation of the "Leader in Me" model based on Stephen Covey's 7 Habits of Highly Effective People. We infuse the 7 habits into our curriculum, traditions, systems and the culture of Jackson School. Our faculty, staff, parents, and students worked together to revise our school mission and vision statement. Our mission statement is simply stated as We Lead (Lead, Encourage, Achieve and Dream). We have a unified vision of growing a community of leaders by engaging one person at a time.

At Jackson School we have students who are responsible, show initiative, solve problems, work as a team, and know how to set goals and meet them. On May 22, we hosted our first Leadership Day where people from our community and around the state visited us and observed our students lead at Jackson School. During the school year our students participated in various leadership activities through student job titles, student-led committees, interests groups, and other in-house programs. Each student also keeps a data notebook where they track their progress by charting and graphing data from formative and summative assessments, behavior data, and leadership opportunities. Our students use their data notebooks to facilitate data chats with their teachers, peers, administrators, and parents.

Jackson School also continues to lead the way with our green school initiatives. We received a Farm to School Grant this year and planted seven raised bed gardens. Our student leaders assist with planting, watering, weeding and harvesting. We have a school wide project where the students participate by putting compostable material from the cafeteria into our composting bin. The compost is used to fertilize our gardens. We will continue with our health initiative and encouraging our students to live healthy lives. Jackson School also participated in the High Progress Literacy Classroom Initiative this year. A State Department of Education consultant worked with our teachers throughout the year by providing numerous professional development opportunities that focused on reading, writing, and researching engagement. Our school was awarded \$10,000 through this project, and we were able to begin building our classroom libraries so our students can be even more engaged during independent reading. All of our students are given the Fountas and Pinnell reading assessment at least three times a year, and our guided reading instruction is differentiated to meet individual student needs. We use data to drive our instruction and all teachers work together as a data team in order to continue enhancing instructional practices. We concluded the year with the State Department Summer Reading Loss Project. Each student was given nine books to take home and read over the summer. Students were also given a reading log to complete and return next year.

As we anticipate the 2013-2014 school year, our focus will remain on professional learning and application of knowledge. We will continue engaging our teachers and students through inquiry, a continuation of data analysis and collaboration. At Jackson School we are "Green and Growing Leaders!"

Matia Goodwin – Principal
Carla Clay – SIC Chair

Comprehensive detail, including definitions of ratings, performance criteria, and explanations of status, is available on www.ed.sc.gov and www.eoc.sc.gov as well as school and school district websites.

Printed versions are available from school districts upon request.

Abbreviations Key

N/A Not Applicable N/AV Not Available N/C Not Collected N/R Not Reported I/S Insufficient Sample TBD To be determined

NI Newly Identified CSI Continuing School Improvement CA Corrective Action RP Plan to Restructure R Restructure DELAY School Improvement Status HOLD School Improvement Status