



SC Annual School Report Card Summary

Blaney Elementary School
 Kershaw County
 Grades: PK-5 Enrollment: 707
 Principal: Lisa M. Carter
 Superintendent: Frank E. Morgan, Ed.D.
 Board Chair: Mara H. Jones

PERFORMANCE

Comprehensive detail, including definitions of ratings, performance criteria, and explanations of status, is available on www.ed.sc.gov and www.eoc.sc.gov as well as school and school district websites. Printed versions are available from school districts upon request.

YEAR	ABSOLUTE RATING	GROWTH RATING	PALMETTO GOLD AND SILVER AWARD		ESEA/FEDERAL ACCOUNTABILITY RATING SYSTEM	
			General Performance	Closing the Gap	ESEA Grade	Accountability Indicator
2013	Good	Average	TBD	TBD	B	Reward
2012	Good	Good	Silver	N/A	A	Reward
2011	Good	Average	Silver	N/A	Not Met	N/A

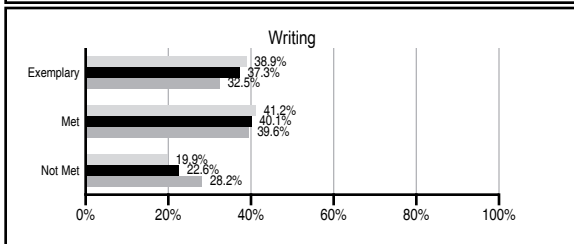
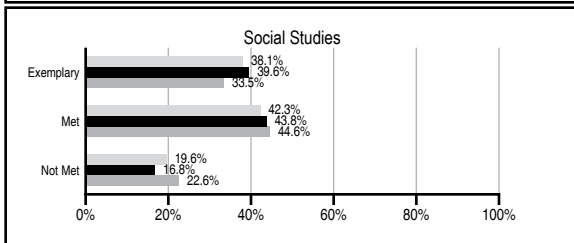
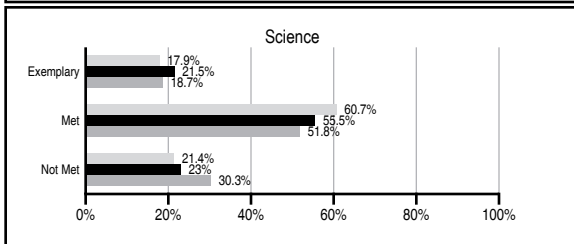
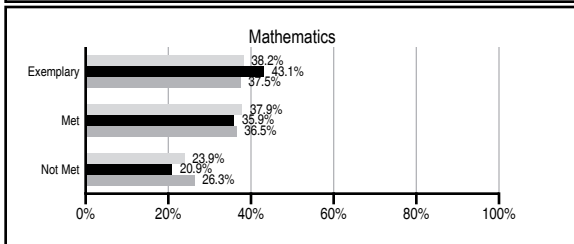
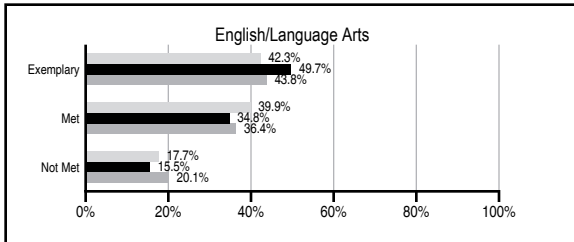
ABSOLUTE RATINGS OF ELEMENTARY SCHOOLS WITH STUDENTS LIKE OURS*

EXCELLENT	GOOD	AVERAGE	BELOW AVERAGE	AT-RISK
41	38	23	0	1

* Ratings are calculated with data available by 11/07/2013. Schools with Students Like Ours are Elementary Schools with Poverty Indices of no more than 5% above or below the index for this school.

PASS PERFORMANCE

Our School
 Elementary Schools with Students Like Ours
 Elementary schools statewide



NAEP PERFORMANCE*

* Performance reported for SC and nation, data not available at school level. Percentages at NAEP Achievement Levels.



SC PERFORMANCE VISION

By 2020 all students will graduate with the knowledge and skills necessary to compete successfully in the global economy, participate in a democratic society and contribute positively as members of families and communities.

Abbreviations Key

N/A Not Applicable N/AV Not Available N/C Not Collected N/R Not Reported I/S Insufficient Sample TBD To be determined

Blaney Elementary School [Kershaw County]

SCHOOL PROFILE

	Our School	Change from Last Year	Elementary Schools with Students Like Ours	Median Elementary School
Students (n=707)				
Retention rate	2.5%	Up from 1.9%	1.0%	0.9%
Attendance rate	96.0%	Down from 96.6%	96.3%	96.3%
Served by gifted and talented program	7.7%	N/A	9.5%	7.2%
With disabilities	11.7%	N/A	12.3%	12.4%
Older than usual for grade	3.0%	N/A	1.7%	1.9%
Out-of-school suspensions or expulsions for violent and/or criminal offenses	0.0%	Down from 0.3%	0.0%	0.0%
Teachers (n=43)				
Teachers with advanced degrees	67.4%	Down from 68.9%	64.1%	62.5%
Continuing contract teachers	93.0%	Up from 91.1%	86.8%	83.3%
Teachers returning from previous year	93.0%	Up from 91.3%	89.2%	88.3%
Teacher attendance rate	93.7%	Down from 95.7%	95.0%	95.0%
Average teacher salary*	\$51,453	Up 3.4%	\$49,228	\$48,193
Classes not taught by highly qualified teachers	15.5%	Up from 0.0%	0.0%	0.0%
Professional development days/teacher	9.0 days	Down from 11.7 days	11.7 days	11.0 days
School				
Principal's years at school	9.0	Up from 8.0	5.5	4.0
Student-teacher ratio in core subjects	19.5 to 1	Down from 25.1 to 1	20.7 to 1	20.1 to 1
Prime instructional time	88.8%	Down from 91.4%	90.2%	90.0%
Opportunities in the arts	Fair	Down from Good	Good	Good
SACS accreditation	Yes	No Change	Yes	Yes
Parents attending conferences	100.0%	No Change	100.0%	100.0%
Character development program	Good	No Change	Excellent	Excellent
Dollars spent per pupil**	\$5,635	Up 3.9%	\$6,986	\$7,364
Percent of expenditures for instruction**	74.0%	Up from 72.9%	68.0%	68.0%
Percent of expenditures for teacher salaries**	73.0%	Up from 72.3%	66.0%	66.0%
ESEA composite index score	87.7	Down from 91.1	90.0	88.0

* Length of contract = 185+ days.

** Prior year audited financial data available.

EVALUATION RESULTS

	Teachers	Students*	Parents*
Number of surveys returned	44	98	70
Percent satisfied with learning environment	100%	82.7%	88.5%
Percent satisfied with social and physical environment	97.8%	79.6%	95.8%
Percent satisfied with school-home relations	95.5%	88.7%	90%

*Only students at the highest elementary school grade level at this school and their parents were included.

REPORT OF PRINCIPAL AND SCHOOL IMPROVEMENT COUNCIL

Blaney Elementary School continues to be a school Building and Enhancing Success. We recognize that success is measured in different ways for different students. The staff and parents have joined together to provide a safe and secure learning environment for each student. A Safety Audit was completed by South Carolina Safe Routes to School and DHEC Office of Healthy Schools and Division of Injury and Violence Prevention on January 16, 2013. This audit was coordinated by the School Improvement Council and Parent Teacher Organization. The School Improvement Council also sponsored the 2nd annual mile run for the 4th and 5th grade running clubs, Bike Safety Rodeo and continued their efforts to complete the walking track.

Teachers, parents and community joined forces to ensure each child was provided a quality education. Monthly PTA and SIC meetings were held that allowed all stakeholders to share visions, set goals, plan events and implement ideas. Each stakeholder supported the school efforts to expose the students of Blaney to a well-rounded education that included academic rigor, exposure to the arts through artists in residence, field study to museums and theaters, choral programs, First Annual Songwriter's Circle, art club and physical fitness through the running club, archery team, groundbreaking of quarter mile track and participation in the Safe Routes to School and Bike Safety Rodeo.

Blaney Elementary is proud to have the highest number of paid PTA members this year and the strongest participation of School Improvement Council members. The SIC applied for the Riley Award and was named a finalist thus motivating the council to strive for greater participation and involvement in the future.

The staff of Blaney Elementary demonstrates their support of parent and community involvement by joining PTA, participating in PTA and SIC events and working alongside parents and community on a daily basis. Blaney has achieved a number of accomplishments but the one we are all most proud of is our joint efforts to make a difference in the life of the children as Blaney Elementary School.

In Devoted Service,
Lisa M. Carter, Jeremie Eastin
Principal, SIC Chairman

Comprehensive detail, including definitions of ratings, performance criteria, and explanations of status, is available on www.ed.sc.gov and www.eoc.sc.gov as well as school and school district websites.

Printed versions are available from school districts upon request.

Abbreviations Key

N/A Not Applicable N/AV Not Available N/C Not Collected N/R Not Reported I/S Insufficient Sample TBD To be determined
NI Newly Identified CSI Continuing School Improvement CA Corrective Action RP Plan to Restructure R Restructure DELAY School Improvement Status HOLD School Improvement Status