



SC Annual School Report Card Summary

Bethune Elementary School
 Kershaw County
 Grades: K-5 Enrollment: 104
 Principal: David Branham Jr.
 Superintendent: Frank E. Morgan, Ed.D.
 Board Chair: Mara H. Jones

PERFORMANCE

Comprehensive detail, including definitions of ratings, performance criteria, and explanations of status, is available on www.ed.sc.gov and www.eoc.sc.gov as well as school and school district websites. Printed versions are available from school districts upon request.

YEAR	ABSOLUTE RATING	GROWTH RATING	PALMETTO GOLD AND SILVER AWARD		ESEA/FEDERAL ACCOUNTABILITY RATING SYSTEM	
			General Performance	Closing the Gap	ESEA Grade	Accountability Indicator
2013	Good	Excellent	TBD	TBD	A	Reward
2012	Average	Good	Silver	N/A	A	Reward
2011	Average	Good	Silver	N/A	Not Met	N/A

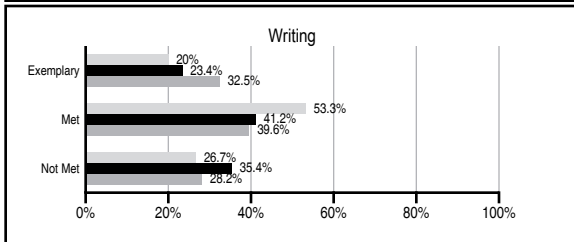
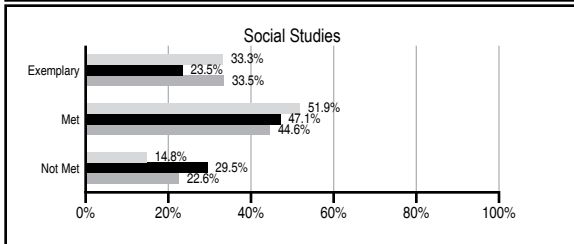
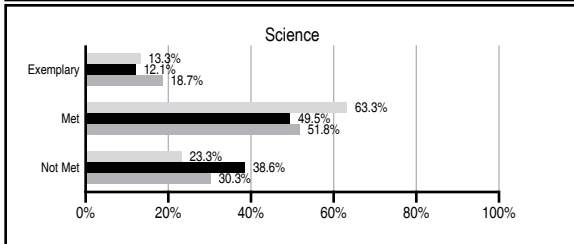
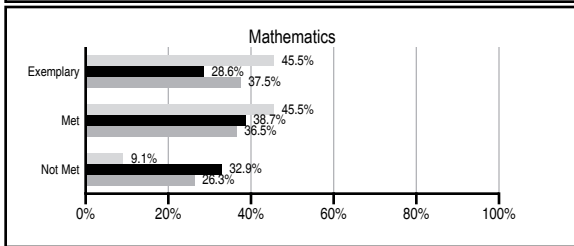
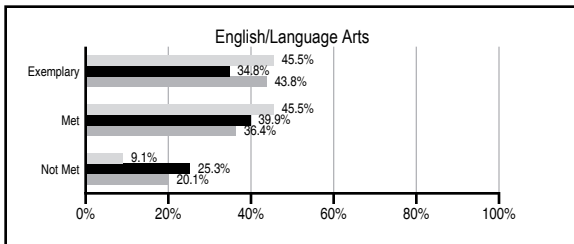
ABSOLUTE RATINGS OF ELEMENTARY SCHOOLS WITH STUDENTS LIKE OURS*

EXCELLENT	GOOD	AVERAGE	BELOW AVERAGE	AT-RISK
9	14	94	17	4

* Ratings are calculated with data available by 11/07/2013. Schools with Students Like Ours are Elementary Schools with Poverty Indices of no more than 5% above or below the index for this school.

PASS PERFORMANCE

Our School
 Elementary Schools with Students Like Ours
 Elementary schools statewide



NAEP PERFORMANCE*

* Performance reported for SC and nation, data not available at school level. Percentages at NAEP Achievement Levels.



SC PERFORMANCE VISION

By 2020 all students will graduate with the knowledge and skills necessary to compete successfully in the global economy, participate in a democratic society and contribute positively as members of families and communities.

Abbreviations Key

N/A Not Applicable N/AV Not Available N/C Not Collected N/R Not Reported I/S Insufficient Sample TBD To be determined

Bethune Elementary School [Kershaw County]

SCHOOL PROFILE

	Our School	Change from Last Year	Elementary Schools with Students Like Ours	Median Elementary School
Students (n=104)				
Retention rate	2.0%	Up from 1.0%	1.2%	0.9%
Attendance rate	95.7%	Down from 96.0%	96.0%	96.3%
Served by gifted and talented program	5.0%	N/A	4.8%	7.2%
With disabilities	16.0%	N/A	14.1%	12.4%
Older than usual for grade	0.0%	N/A	2.7%	1.9%
Out-of-school suspensions or expulsions for violent and/or criminal offenses	0.0%	No Change	0.0%	0.0%
Teachers (n=11)				
Teachers with advanced degrees	75.0%	No Change	60.3%	62.5%
Continuing contract teachers	100.0%	No Change	82.1%	83.3%
Teachers returning from previous year	92.6%	Up from 88.9%	87.3%	88.3%
Teacher attendance rate	95.4%	Up from 92.5%	94.7%	95.0%
Average teacher salary*	\$46,780	Up 3.8%	\$47,232	\$48,193
Classes not taught by highly qualified teachers	0.0%	No Change	0.0%	0.0%
Professional development days/teacher	5.2 days	Down from 6.4 days	11.3 days	11.0 days
School				
Principal's years at school	1.0	Up from 0.0	4.0	4.0
Student-teacher ratio in core subjects	17.2 to 1	Down from 17.5 to 1	19.6 to 1	20.1 to 1
Prime instructional time	90.7%	Up from 88.1%	89.5%	90.0%
Opportunities in the arts	Good	No Change	Good	Good
SACS accreditation	Yes	No Change	Yes	Yes
Parents attending conferences	99.8%	Down from 100.0%	100.0%	100.0%
Character development program	Excellent	No Change	Excellent	Excellent
Dollars spent per pupil**	\$9,791	Down 7.7%	\$7,580	\$7,364
Percent of expenditures for instruction**	62.0%	Down from 65.2%	68.0%	68.0%
Percent of expenditures for teacher salaries**	60.0%	Down from 63.6%	65.0%	66.0%
ESEA composite index score	97.3	Up from 93.0	79.2	88.0

* Length of contract = 185+ days.

** Prior year audited financial data available.

EVALUATION RESULTS

	Teachers	Students*	Parents*
Number of surveys returned	9	13	7
Percent satisfied with learning environment	100%	84.6%	N/A
Percent satisfied with social and physical environment	100%	64.3%	N/A
Percent satisfied with school-home relations	66.6%	78.5%	N/A

*Only students at the highest elementary school grade level at this school and their parents were included.

Comprehensive detail, including definitions of ratings, performance criteria, and explanations of status, is available on www.ed.sc.gov and www.eoc.sc.gov as well as school and school district websites.

Printed versions are available from school districts upon request.

REPORT OF PRINCIPAL AND SCHOOL IMPROVEMENT COUNCIL

At Bethune Elementary, our faculty and staff strive to "Discover the Gifts of Every Child." The mission of Bethune Elementary School is to expand our views of the future by challenging ourselves educationally and personally, always keeping our goals set high. All of our stakeholders at Bethune Elementary are focused on this mission.

The 2012-2013 year was full of many successes for our school. In 2012 Bethune Elementary received an "A" on the Federal Accountability Report. This means that the academic performance at Bethune Elementary substantially exceeded the state's expectations. In 2012 Bethune Elementary was named a Palmetto Silver Award winning school for general performance. Bethune Elementary was named a Title I Reward School of Performance in 2012. We received an Absolute Rating of Average and a Growth Rating of Good on our SC Report Card.

The Accelerated Reading (AR) program continues to be successful with our students' test average above 88% correct. Our school library circulated over 9,000 books to students this school year. We continue to use Success Maker and A+ computer software in the computer lab to provide students with the opportunity to focus on academic areas that need improvement. Reading – Tutors A to Z is used to provide small group reading focus time to our struggling readers at each grade level.

The professional development for our staff focused on Common Core State Standards and Literacy across all grade levels. Teachers focused on using data from STAR and MAP (Measures of Academic Progress) to individualize instruction. Technology is integrated into the classroom through the use of laptops, interactive whiteboards and document cameras. Our computer lab is being fully refurbished with new desktops and headphones. April Mangum was our Reading Teacher of the Year, and Johnnie Walker was our Teacher of the Year.

Our PTO, SIC, and community are a vital part of the success of our school. Several events such as our Veterans Program, Christmas Musical, and Spring Fling were successful due to the hard work of the PTO, parent volunteers, and staff. Our community volunteers were integral in helping with our AR and PBIS celebrations this year. Events such as Grits for Grandparents, Donuts for Dads, and Muffins for Moms allowed our students to celebrate their families. In 2012 Bethune received the Farm Bureau garden grant and a Target field trip grant. As we head into the 2013-14 school year, we plan to remain focused on Literacy and individualized student instruction. We will continue to create a safe and nurturing environment for all of our students. The faculty and staff at Bethune Elementary are dedicated to preparing our students for academic and personal success.

David Branham Jr., Principal
Nicole Ritchie, School Improvement Council Chairperson

Abbreviations Key

N/A Not Applicable N/AV Not Available N/C Not Collected N/R Not Reported I/S Insufficient Sample TBD To be determined

NI Newly Identified CSI Continuing School Improvement CA Corrective Action RP Plan to Restructure R Restructure DELAY School Improvement Status HOLD School Improvement Status