



SC Annual School Report Card Summary

Hardeeville Elementary
 Jasper County
 Grades: PK-5 Enrollment: 537
 Principal: Rechel Anderson
 Superintendent: Dr. Vashti K. Washington
 Board Chair: Berty Riley

PERFORMANCE

Comprehensive detail, including definitions of ratings, performance criteria, and explanations of status, is available on www.ed.sc.gov and www.eoc.sc.gov as well as school and school district websites. Printed versions are available from school districts upon request.

YEAR	ABSOLUTE RATING	GROWTH RATING	PALMETTO GOLD AND SILVER AWARD		ESEA/FEDERAL ACCOUNTABILITY RATING SYSTEM	
			General Performance	Closing the Gap	ESEA Grade	Accountability Indicator
2013	Below Average	Average	TBD	TBD	F	N/A
2012	At-Risk	Below Average	N/A	N/A	F	N/A
2011	At-Risk	Below Average	N/A	N/A	Not Met	N/A

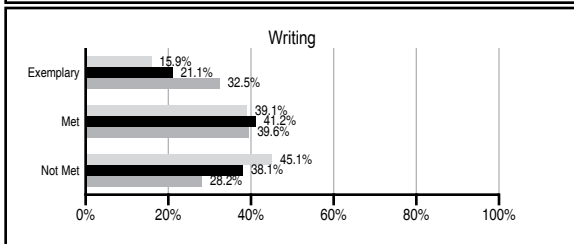
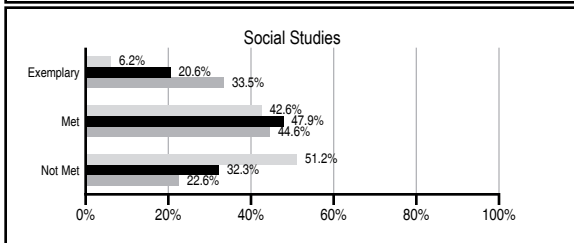
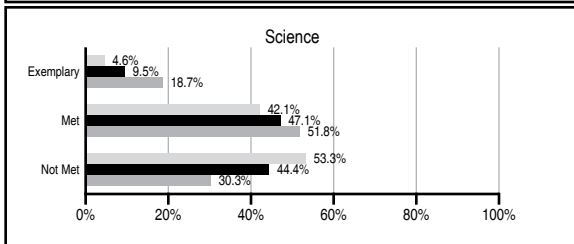
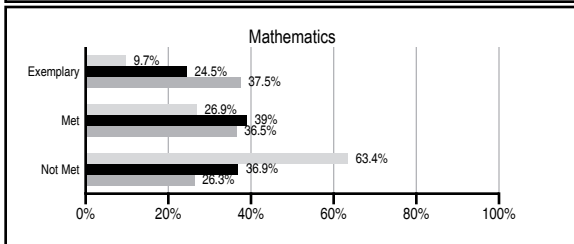
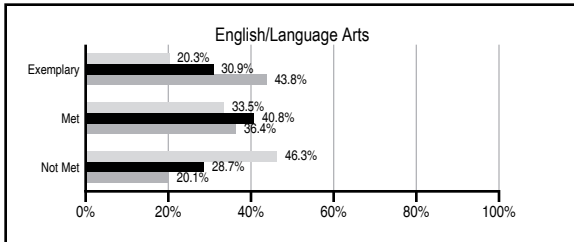
ABSOLUTE RATINGS OF ELEMENTARY SCHOOLS WITH STUDENTS LIKE OURS*

EXCELLENT	GOOD	AVERAGE	BELOW AVERAGE	AT-RISK
5	13	119	34	10

* Ratings are calculated with data available by 11/07/2013. Schools with Students Like Ours are Elementary Schools with Poverty Indices of no more than 5% above or below the index for this school.

PASS PERFORMANCE

Our School
 Elementary Schools with Students Like Ours
 Elementary schools statewide



NAEP PERFORMANCE*

* Performance reported for SC and nation, data not available at school level. Percentages at NAEP Achievement Levels.



SC PERFORMANCE VISION

By 2020 all students will graduate with the knowledge and skills necessary to compete successfully in the global economy, participate in a democratic society and contribute positively as members of families and communities.

Abbreviations Key

N/A Not Applicable N/AV Not Available N/C Not Collected N/R Not Reported I/S Insufficient Sample TBD To be determined

Hardeeville Elementary [Jasper County]

SCHOOL PROFILE

	Our School	Change from Last Year	Elementary Schools with Students Like Ours	Median Elementary School
Students (n=537)				
Retention rate	0.6%	Up from 0.4%	1.1%	0.9%
Attendance rate	95.3%	Down from 96.1%	96.0%	96.3%
Served by gifted and talented program	0.5%	N/A	3.7%	7.2%
With disabilities	7.8%	N/A	13.3%	12.4%
Older than usual for grade	2.0%	N/A	2.8%	1.9%
Out-of-school suspensions or expulsions for violent and/or criminal offenses	0.0%	No Change	0.0%	0.0%
Teachers (n=44)				
Teachers with advanced degrees	79.5%	Up from 60.4%	60.0%	62.5%
Continuing contract teachers	68.2%	Up from 62.5%	79.3%	83.3%
Teachers returning from previous year	75.4%	Down from 75.5%	85.2%	88.3%
Teacher attendance rate	94.5%	Down from 96.6%	94.9%	95.0%
Average teacher salary*	\$48,692	Up 3.8%	\$46,330	\$48,193
Classes not taught by highly qualified teachers	2.9%	Down from 6.7%	0.0%	0.0%
Professional development days/teacher	1.4 days	Up from 0.7 days	10.9 days	11.0 days
School				
Principal's years at school	3.0	Up from 2.0	4.0	4.0
Student-teacher ratio in core subjects	23.8 to 1	Up from 16.8 to 1	18.6 to 1	20.1 to 1
Prime instructional time	89.1%	Up from 77.2%	89.5%	90.0%
Opportunities in the arts	Good	No Change	Good	Good
SACS accreditation	Yes	No Change	Yes	Yes
Parents attending conferences	100.0%	No Change	100.0%	100.0%
Character development program	Average	Down from Excellent	Excellent	Excellent
Dollars spent per pupil**	\$5,929	Down 9.7%	\$7,921	\$7,364
Percent of expenditures for instruction**	71.0%	Up from 68.8%	68.0%	68.0%
Percent of expenditures for teacher salaries**	67.0%	Up from 66.1%	64.5%	66.0%
ESEA composite index score	29.0	Down from 52.2	72.9	88.0

* Length of contract = 185+ days.

** Prior year audited financial data available.

EVALUATION RESULTS

	Teachers	Students*	Parents*
Number of surveys returned	34	60	32
Percent satisfied with learning environment	85.3%	81.7%	87.5%
Percent satisfied with social and physical environment	91.2%	90%	72.7%
Percent satisfied with school-home relations	68.6%	85%	81.8%

*Only students at the highest elementary school grade level at this school and their parents were included.

REPORT OF PRINCIPAL AND SCHOOL IMPROVEMENT COUNCIL

Hardeeville Elementary School provides a comprehensive curriculum that fosters a commitment to academic excellence within a safe and caring environment. Our Hardeeville Elementary Family continues to ensure that our students are first and academic excellence remains our focus!

The citizens of Hardeeville Elementary continue to have much to be proud of as a community, school family, and professional educators. Our school collaborates with stakeholders in order to provide the optimum educational experience for our students. The bond between the community and Hardeeville Elementary School confirms its commitment to educational excellence in the lives of children. Our community donated several items to support our Positive Behavior Intervention Supports for our students. The school continued to execute its Strategic Plan. The school continued on its upward movement during the 2012-2013 school year in its commitment to meet the needs of all students through collaboration with stakeholders. Teachers addressed the varied learning styles of students by utilizing proven teaching methodologies and instructional strategies. Student achievement data is continuously analyzed within a Professional Learning Community culture, and shared with parents, students and stakeholders to ensure collaboration and support towards improvement. This year, we were pleased to share in a Partnership with the United Way of the Low Country to include volunteers that provided additional Literacy Instructional Support to our students. More specifically, a group of Sun City Volunteers continued the Annual "My Very Own Book" Project to ensure that our students received a book to continue reading.

The 2012-2013 MAP Assessment data and benchmark data have revealed that our students have shown improvements in all the content areas of ELA, MATH, SOCIAL STUDIES and SCIENCE. There is still work yet to be done in all the content areas, more specifically, the content areas of MATH and SCIENCE at all grade levels. The school's changing demographics continue to contribute to an emerging achievement gap among the diverse student population; however, our school provided additional individualized instructional support to our students in the content areas of ELA, MATH, SCIENCE and SOCIAL STUDIES. Our school continues to soar with many achievements. One of Hardeeville Elementary's Instructional Coaches was named the District Instructional Coach of the Year, our Parent Liaison was named the District Classified Staff of the Year, and two teachers received the Palmetto Electric Bright Ideas Grant as well as our Instructional Coaches. In addition, our Parent Liaison and Guidance Counselor completed planning to implement a form of Back-Pack Buddies for the 2013-2014 school year for our families of need.

Hardeeville Elementary's growth and hard work of teachers and students validates our commitment to our vision: "Failure is NOT an Option!" We will continue, in partnership with the community, to educate, inspire and empower our students to meet challenges and achieve success."

Mrs. Rechel Anderson, Principal
Ms. Priscilla Green, SIC Chair

Comprehensive detail, including definitions of ratings, performance criteria, and explanations of status, is available on www.ed.sc.gov and www.eoc.sc.gov as well as school and school district websites.

Printed versions are available from school districts upon request.

Abbreviations Key

N/A Not Applicable N/AV Not Available N/C Not Collected N/R Not Reported I/S Insufficient Sample TBD To be determined

NI Newly Identified CSI Continuing School Improvement CA Corrective Action RP Plan to Restructure R Restructure DELAY School Improvement Status HOLD School Improvement Status