



SC Annual School Report Card Summary

PALMETTO ACADEMY OF LEARNING & SUCCESS
Horry
Grades: K-8 Enrollment: 152
Principal: Ms. Courtney Fancher
Superintendent: Dr. Cynthia Elsberry
Board Chair: Joe DeFeo

PERFORMANCE

Comprehensive detail, including definitions of ratings, performance criteria, and explanations of status, is available on www.ed.sc.gov and www.eoc.sc.gov as well as school and school district websites. Printed versions are available from school districts upon request.

YEAR	ABSOLUTE RATING	GROWTH RATING	PALMETTO GOLD AND SILVER AWARD		ESEA/FEDERAL ACCOUNTABILITY RATING SYSTEM	
			General Performance	Closing the Gap	ESEA Grade	Accountability Indicator
2013	Excellent	Good	TBD	TBD	A	N/A
2012	Excellent	Excellent	Gold	Silver	A	N/A
2011	Excellent	Average	Gold	N/A	Met	N/A

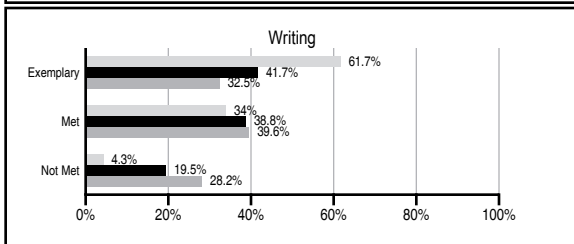
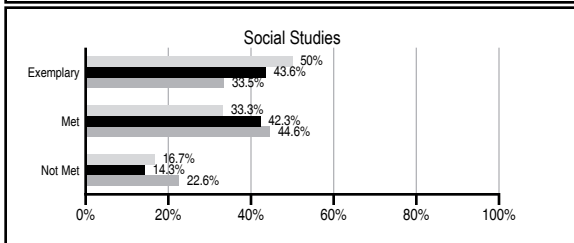
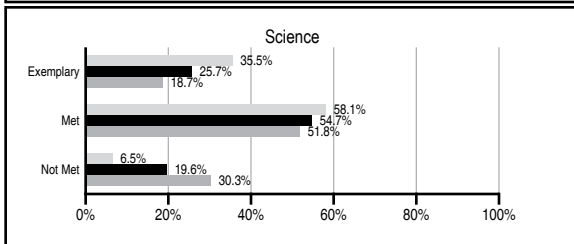
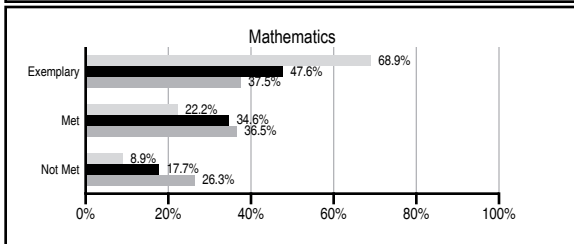
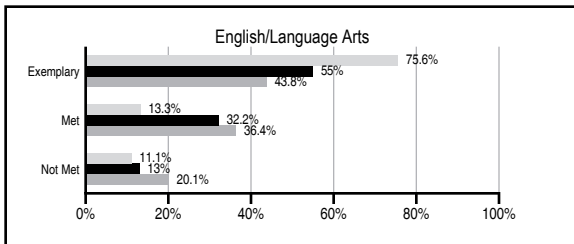
ABSOLUTE RATINGS OF ELEMENTARY SCHOOLS WITH STUDENTS LIKE OURS*

EXCELLENT	GOOD	AVERAGE	BELOW AVERAGE	AT-RISK
38	18	1	1	0

* Ratings are calculated with data available by 11/07/2013. Schools with Students Like Ours are Elementary Schools with Poverty Indices of no more than 5% above or below the index for this school.

PASS PERFORMANCE

Our School
 Elementary Schools with Students Like Ours
 Elementary schools statewide



NAEP PERFORMANCE*

* Performance reported for SC and nation, data not available at school level. Percentages at NAEP Achievement Levels.



SC PERFORMANCE VISION

By 2020 all students will graduate with the knowledge and skills necessary to compete successfully in the global economy, participate in a democratic society and contribute positively as members of families and communities.

Abbreviations Key

N/A Not Applicable N/AV Not Available N/C Not Collected N/R Not Reported I/S Insufficient Sample TBD To be determined

PALMETTO ACADEMY OF LEARNING & SUCCESS

SCHOOL PROFILE

REPORT OF PRINCIPAL AND SCHOOL IMPROVEMENT COUNCIL

	Our School	Change from Last Year	Elementary Schools with Students Like Ours	Median Elementary School
Students (n=152)				
Retention rate	0.6%	Down from 1.4%	0.8%	0.9%
Attendance rate	94.5%	Down from 94.9%	96.7%	96.3%
Served by gifted and talented program	26.3%	N/A	10.7%	7.2%
With disabilities	7.7%	N/A	11.3%	12.4%
Older than usual for grade	1.3%	N/A	1.3%	1.9%
Out-of-school suspensions or expulsions for violent and/or criminal offenses	N/R	N/R	0.0%	0.0%
Teachers (n=10)				
Teachers with advanced degrees	30.0%	Up from 16.7%	64.2%	62.5%
Continuing contract teachers	60.0%	Up from 50.0%	82.9%	83.3%
Teachers returning from previous year	N/A	N/A	89.7%	88.3%
Teacher attendance rate	95.5%	N/R	95.3%	95.0%
Average teacher salary*	\$39,914	Up 13.9%	\$48,865	\$48,193
Classes not taught by highly qualified teachers	24.1%	Down from 46.3%	0.0%	0.0%
Professional development days/teacher	N/R	N/R	10.5 days	11.0 days
School				
Principal's years at school	N/R	N/R	4.0	4.0
Student-teacher ratio in core subjects	N/R	N/R	20.9 to 1	20.1 to 1
Prime instructional time	89.6%	N/R	90.8%	90.0%
Opportunities in the arts	N/R	N/R	Good	Good
SACS accreditation	N/R	N/R	Yes	Yes
Parents attending conferences	N/R	N/R	100.0%	100.0%
Character development program	N/R	N/R	Excellent	Excellent
Dollars spent per pupil**	\$8,566	Up 5.3%	\$7,032	\$7,364
Percent of expenditures for instruction**	56.0%	Down from 61.0%	68.5%	68.0%
Percent of expenditures for teacher salaries**	41.0%	Down from 51.4%	67.0%	66.0%
ESEA composite index score	100.0	Up from 97.9	92.4	88.0

* Length of contract = 185+ days.

** Prior year audited financial data available.

EVALUATION RESULTS

	Teachers	Students*	Parents*
Number of surveys returned	12	N/A	N/A
Percent satisfied with learning environment	100%	N/A	N/A
Percent satisfied with social and physical environment	100%	N/A	N/A
Percent satisfied with school-home relations	100%	N/A	N/A

*Only students at the highest elementary school grade level at this school and their parents were included.

Comprehensive detail, including definitions of ratings, performance criteria, and explanations of status, is available on www.ed.sc.gov and www.eoc.sc.gov as well as school and school district websites.

Printed versions are available from school districts upon request.

Abbreviations Key

N/A Not Applicable N/AV Not Available N/C Not Collected N/R Not Reported I/S Insufficient Sample TBD To be determined

NI Newly Identified CSI Continuing School Improvement CA Corrective Action RP Plan to Restructure R Restructure DELAY School Improvement Status HOLD School Improvement Status