



# SC Annual School Report Card Summary

**Burgess Elementary School**  
**Horry**  
**Grades: PK-5**      **Enrollment: 620**  
**Principal: Donna Hooks**  
**Superintendent: Dr. Cynthia Elsberry**  
**Board Chair: Joe DeFeo**

## PERFORMANCE

Comprehensive detail, including definitions of ratings, performance criteria, and explanations of status, is available on [www.ed.sc.gov](http://www.ed.sc.gov) and [www.eoc.sc.gov](http://www.eoc.sc.gov) as well as school and school district websites. Printed versions are available from school districts upon request.

YEAR	ABSOLUTE RATING	GROWTH RATING	PALMETTO GOLD AND SILVER AWARD		ESEA/FEDERAL ACCOUNTABILITY RATING SYSTEM	
			General Performance	Closing the Gap	ESEA Grade	Accountability Indicator
2013	Excellent	Good	TBD	TBD	A	N/A
2012	Excellent	Excellent	Gold	Silver	A	N/A
2011	Excellent	Excellent	Gold	Silver	Not Met	N/A

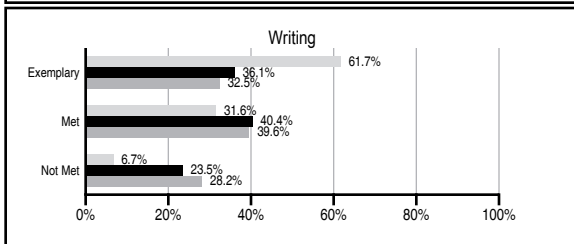
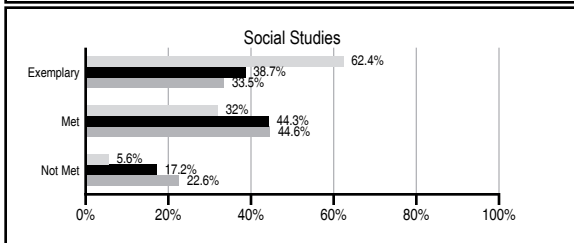
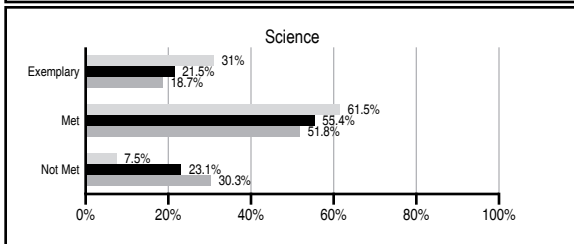
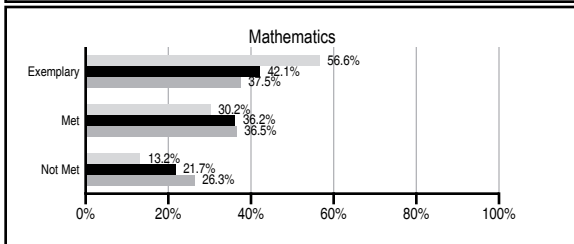
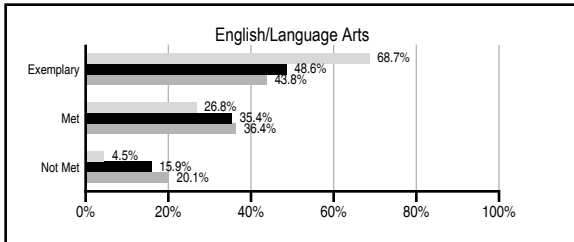
## ABSOLUTE RATINGS OF ELEMENTARY SCHOOLS WITH STUDENTS LIKE OURS\*

EXCELLENT	GOOD	AVERAGE	BELOW AVERAGE	AT-RISK
40	40	26	0	1

\* Ratings are calculated with data available by 11/07/2013. Schools with Students Like Ours are Elementary Schools with Poverty Indices of no more than 5% above or below the index for this school.

## PASS PERFORMANCE

Our School
  Elementary Schools with Students Like Ours
  Elementary schools statewide



## NAEP PERFORMANCE\*

\* Performance reported for SC and nation, data not available at school level. Percentages at NAEP Achievement Levels.



## SC PERFORMANCE VISION

*By 2020 all students will graduate with the knowledge and skills necessary to compete successfully in the global economy, participate in a democratic society and contribute positively as members of families and communities.*

### Abbreviations Key

N/A Not Applicable N/AV Not Available N/C Not Collected N/R Not Reported I/S Insufficient Sample TBD To be determined

# Burgess Elementary School [Horry]

## SCHOOL PROFILE

	Our School	Change from Last Year	Elementary Schools with Students Like Ours	Median Elementary School
<b>Students (n=620)</b>				
Retention rate	0.2%	Down from 0.5%	1.1%	0.9%
Attendance rate	96.0%	Up from 95.8%	96.2%	96.3%
Served by gifted and talented program	13.5%	N/A	8.9%	7.2%
With disabilities	10.4%	N/A	12.5%	12.4%
Older than usual for grade	0.6%	N/A	1.9%	1.9%
Out-of-school suspensions or expulsions for violent and/or criminal offenses	0.5%	Down from 0.6%	0.0%	0.0%
<b>Teachers (n=40)</b>				
Teachers with advanced degrees	52.5%	Down from 56.8%	63.6%	62.5%
Continuing contract teachers	82.5%	Down from 91.9%	86.2%	83.3%
Teachers returning from previous year	92.2%	Up from 88.3%	89.7%	88.3%
Teacher attendance rate	93.7%	Up from 93.5%	94.9%	95.0%
Average teacher salary*	\$47,275	Up 1.0%	\$49,103	\$48,193
Classes not taught by highly qualified teachers	0.0%	No Change	0.0%	0.0%
Professional development days/teacher	21.6 days	No Change	11.1 days	11.0 days
<b>School</b>				
Principal's years at school	6.0	Up from 5.0	5.5	4.0
Student-teacher ratio in core subjects	22.0 to 1	Up from 21.1 to 1	20.8 to 1	20.1 to 1
Prime instructional time	86.8%	Up from 85.7%	90.1%	90.0%
Opportunities in the arts	Good	No Change	Good	Good
SACS accreditation	Yes	No Change	Yes	Yes
Parents attending conferences	100.0%	Up from 99.9%	100.0%	100.0%
Character development program	Excellent	No Change	Excellent	Excellent
Dollars spent per pupil**	\$8,020	Down 1.7%	\$6,965	\$7,364
Percent of expenditures for instruction**	65.0%	Down from 66.0%	69.0%	68.0%
Percent of expenditures for teacher salaries**	61.0%	Up from 60.8%	66.5%	66.0%
ESEA composite index score	95.4	Down from 99.4	89.8	88.0

\* Length of contract = 185+ days.

\*\* Prior year audited financial data available.

## EVALUATION RESULTS

	Teachers	Students*	Parents*
Number of surveys returned	38	94	83
Percent satisfied with learning environment	97.3%	95.8%	97.5%
Percent satisfied with social and physical environment	100%	89.3%	96.4%
Percent satisfied with school-home relations	100%	89.2%	87.9%

\*Only students at the highest elementary school grade level at this school and their parents were included.

Comprehensive detail, including definitions of ratings, performance criteria, and explanations of status, is available on [www.ed.sc.gov](http://www.ed.sc.gov) and [www.eoc.sc.gov](http://www.eoc.sc.gov) as well as school and school district websites.

Printed versions are available from school districts upon request.

## REPORT OF PRINCIPAL AND SCHOOL IMPROVEMENT COUNCIL

What a wonderful year of celebrations we have had at Burgess Elementary! We were named a National School of Character and were recognized as a Green Steps School. We received Absolute and Improvement Ratings of Excellent on our school report card and were awarded the Palmetto Gold Award for Outstanding Student Academic Performance and the Palmetto Silver Award for Closing Achievement Gaps. Jill Dinkel was selected as Teacher of the Year, Kendall Ward as Support Staff Employee of the Year, and Donna Hooks was a finalist for the SC Elementary Principal of the Year.

At Burgess Elementary we strive daily to move every student to higher levels of learning. Using formative and summative data, we regularly monitored each child's progress, set and charted goals, and celebrated individual and school successes. Our students experienced differentiated instruction in classroom workstations across curriculum areas and hands-on outdoor classroom experiences in our Rain, Habitat, Art and Community Gardens and in our new Burgess Outdoor Classroom Gazebo. We preserved our community's rich history and featured interactive activities and exhibits in the Burgess Elementary School Museum that were shared at a community Burgess Heritage Night. We encouraged and developed student leadership as a focus and held our first summer Cultivating Camp for student leaders.

Civic, personal, and social responsibilities are priorities at Burgess Elementary and were taught through classroom lessons, guidance activities, and a school-wide focus on leadership, lifeskills and lifelong guidelines. During November, we learned about our freedom as Americans through patriotic workstations and celebrated community veterans and active military with elementary and primary Veterans Day programs. We experienced different cultures on Diversity Day and showcased student projects at our Technology Fair. Each grade level participated in service learning opportunities, and we won Horry County Schools Service Learning Award at the elementary level. Before and after school clubs encouraged creative interests and included Student Council, Drama Club, Art Club, Walking Club, Archery Club, iServe Club, and Technology Club.

The success of any school requires the support of an involved School Improvement Council, active PTO, faithful volunteers, and generous business partners. Our SIC led efforts to improve school grounds, decrease childhood obesity, enhance family involvement and grow student leaders and sponsored a Fit Fair and BEST Night. This year's PTO sponsored many events and raised funds to purchase additional equipment, supplies and materials. Volunteers included parents, grandparents, and community members who served as Rockin' Readers, mentors and tutors, chaperoned study trips, and worked during other school-wide activities. Our business partners supplied student and staff incentives and volunteered their time and talents.

Our mission, in partnership with our community, is to provide a safe and nurturing learning habitat that develops lifelong leaders and learners as responsible members of society. Burgess Elementary School...simply the BEST!

Donna Hooks, Principal  
Robert Young, School Improvement Council Chairperson  
2012-2013

### Abbreviations Key

N/A Not Applicable N/AV Not Available N/C Not Collected N/R Not Reported I/S Insufficient Sample TBD To be determined  
NI Newly Identified CSI Continuing School Improvement CA Corrective Action RP Plan to Restructure R Restructure DELAY School Improvement Status HOLD School Improvement Status