



SC Annual School Report Card Summary

Palmetto Bays Elementary School
 Horry
 Grades: PK-5 Enrollment: 544
 Principal: Cathy Slater
 Superintendent: Dr. Cynthia Elsberry
 Board Chair: Joe DeFeo

PERFORMANCE

Comprehensive detail, including definitions of ratings, performance criteria, and explanations of status, is available on www.ed.sc.gov and www.eoc.sc.gov as well as school and school district websites. Printed versions are available from school districts upon request.

YEAR	ABSOLUTE RATING	GROWTH RATING	PALMETTO GOLD AND SILVER AWARD		ESEA/FEDERAL ACCOUNTABILITY RATING SYSTEM	
			General Performance	Closing the Gap	ESEA Grade	Accountability Indicator
2013	Excellent	Good	TBD	TBD	A	N/A
2012	Excellent	Good	Gold	Silver	A	Reward
2011	Good	Average	Silver	N/A	Met	N/A

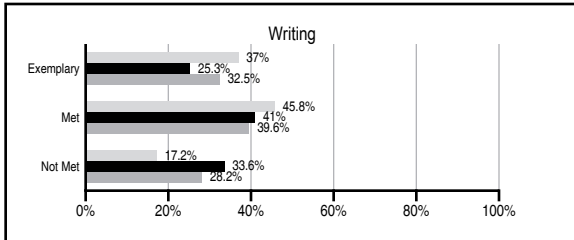
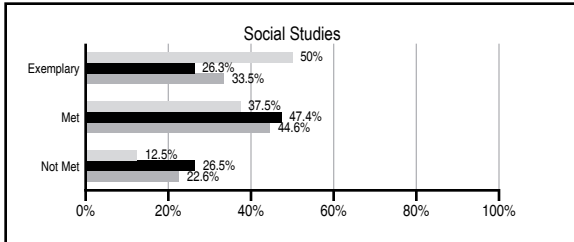
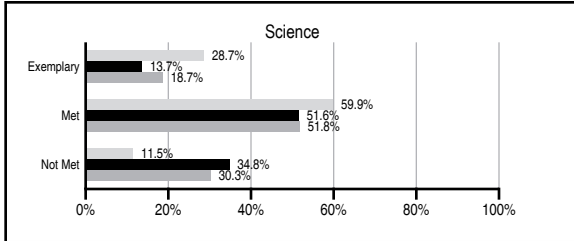
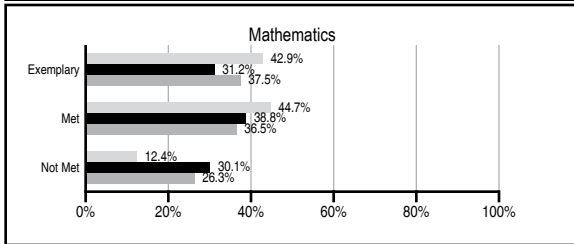
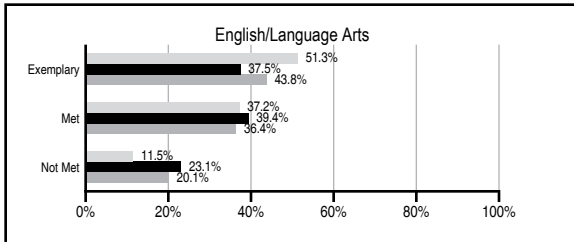
ABSOLUTE RATINGS OF ELEMENTARY SCHOOLS WITH STUDENTS LIKE OURS*

EXCELLENT	GOOD	AVERAGE	BELOW AVERAGE	AT-RISK
10	22	93	9	1

* Ratings are calculated with data available by 11/07/2013. Schools with Students Like Ours are Elementary Schools with Poverty Indices of no more than 5% above or below the index for this school.

PASS PERFORMANCE

Our School
 Elementary Schools with Students Like Ours
 Elementary schools statewide



NAEP PERFORMANCE*

* Performance reported for SC and nation, data not available at school level. Percentages at NAEP Achievement Levels.



SC PERFORMANCE VISION

By 2020 all students will graduate with the knowledge and skills necessary to compete successfully in the global economy, participate in a democratic society and contribute positively as members of families and communities.

Abbreviations Key

N/A Not Applicable N/AV Not Available N/C Not Collected N/R Not Reported I/S Insufficient Sample TBD To be determined

Palmetto Bays Elementary School [Horry]

SCHOOL PROFILE

	Our School	Change from Last Year	Elementary Schools with Students Like Ours	Median Elementary School
Students (n=544)				
Retention rate	0.9%	Down from 2.2%	1.2%	0.9%
Attendance rate	95.4%	Down from 95.7%	96.0%	96.3%
Served by gifted and talented program	6.6%	N/A	5.5%	7.2%
With disabilities	19.0%	N/A	14.1%	12.4%
Older than usual for grade	1.4%	N/A	2.5%	1.9%
Out-of-school suspensions or expulsions for violent and/or criminal offenses	0.0%	Down from 5.3%	0.0%	0.0%
Teachers (n=47)				
Teachers with advanced degrees	53.2%	Down from 54.3%	60.9%	62.5%
Continuing contract teachers	80.9%	Down from 89.1%	83.3%	83.3%
Teachers returning from previous year	91.9%	Up from 89.8%	88.0%	88.3%
Teacher attendance rate	95.1%	Up from 94.0%	94.6%	95.0%
Average teacher salary*	\$51,446	Up 1.7%	\$47,320	\$48,193
Classes not taught by highly qualified teachers	0.0%	No Change	0.0%	0.0%
Professional development days/teacher	15.2 days	Down from 16.1 days	11.1 days	11.0 days
School				
Principal's years at school	3.0	Up from 2.0	4.0	4.0
Student-teacher ratio in core subjects	21.5 to 1	Up from 21.1 to 1	19.9 to 1	20.1 to 1
Prime instructional time	89.1%	Up from 87.8%	89.5%	90.0%
Opportunities in the arts	Good	No Change	Good	Good
SACS accreditation	Yes	No Change	Yes	Yes
Parents attending conferences	100.0%	No Change	100.0%	100.0%
Character development program	Excellent	No Change	Excellent	Excellent
Dollars spent per pupil**	\$11,446	Up 10.8%	\$7,378	\$7,364
Percent of expenditures for instruction**	70.0%	Up from 69.2%	68.0%	68.0%
Percent of expenditures for teacher salaries**	66.0%	Up from 64.6%	65.0%	66.0%
ESEA composite index score	99.5	Up from 98.3	83.0	88.0

* Length of contract = 185+ days.

** Prior year audited financial data available.

EVALUATION RESULTS

	Teachers	Students*	Parents*
Number of surveys returned	50	73	44
Percent satisfied with learning environment	90%	94.5%	93.2%
Percent satisfied with social and physical environment	96%	91.7%	86%
Percent satisfied with school-home relations	88%	80.8%	81.4%

*Only students at the highest elementary school grade level at this school and their parents were included.

REPORT OF PRINCIPAL AND SCHOOL IMPROVEMENT COUNCIL

Palmetto Bays Elementary School is located just off Highway 544 in the southwest section of the Carolina Forest Attendance Area in the Horry County School District.

We are the Home of the Timberwolves, our school mascot; and a place where "Students are Cherished and Challenged". At the conclusion of the 2012-2013 school year, Palmetto Bays will have completed eleven years of service to its community. Palmetto Bays is home to approximately 100 full and part time professional and support staff members who provide both general and special education services, Child Development classes, counseling, health, food, transportation services, and after school child-care to just over 600 students in Pre-School through Grade 5. Students at Palmetto Bays benefit from the skills and experience of an outstanding staff. On average, professional staff members at Palmetto Bays have been teaching for 16 years. We are truly blessed to have an excellent combination of staff with one to forty-one years of experience. The value of this is a rich mixture of experience, skills, training, energy and interests that combines to help us meet the needs and expectations of our students and their parents. In reference to education and training, 58% of our staff members hold Masters Degrees or above, four hold National Board Certification, and all engage in staff development activities each year which demonstrates a true commitment to our profession and a desire to excel. We are grateful that our district supports us in keeping our average student-teacher ratio at 23 to 1, and while we could always do better, we are proud that our average daily attendance rate is 95%. We are well aware that in order to be healthy, happy, productive citizens of the 21st century, we must strive for excellence in attendance, achievement, and attitude. To that end, building-wide, students and staff strive to achieve three worthy goals:

To be good citizens – treating everything and everyone with respect and responsibility

To be good students – focused on learning and growing
To be ever better ladies and gentlemen – treating others with kindness and care.

This past year Palmetto Bays earned a Grade of A with a 98.3% rating on our Annual Report Card. We were named a Palmetto Gold Award School for General Performance and a Palmetto Silver Award School for Closing the Achievement Gap. We were also named a Title I Rewards School.

Additionally, our Parent-Teacher Organization and Community Partners help us provide a variety of extension and enrichment activities that support our annual learning and facility goals. During the year students can select from a number of extra-curricular offerings to challenge themselves and work with the school to build community. These activities include opportunities in the areas of broadcasting, technology including robotics, track and other physical activities, music, drama, art, leadership, science, and community service.

Cathy Slater, Principal
Natasha Hanna, School Improvement Chair

Comprehensive detail, including definitions of ratings, performance criteria, and explanations of status, is available on www.ed.sc.gov and www.eoc.sc.gov as well as school and school district websites.

Printed versions are available from school districts upon request.

Abbreviations Key

N/A Not Applicable N/AV Not Available N/C Not Collected N/R Not Reported I/S Insufficient Sample TBD To be determined
NI Newly Identified CSI Continuing School Improvement CA Corrective Action RP Plan to Restructure R Restructure DELAY School Improvement Status HOLD School Improvement Status