



SC Annual School Report Card Summary

Seaside Elementary School
 Horry
 Grades: PK-5 Enrollment: 688
 Principal: Elizabeth Selander
 Superintendent: Dr. Cynthia Elsberry
 Board Chair: Joe DeFeo

PERFORMANCE

Comprehensive detail, including definitions of ratings, performance criteria, and explanations of status, is available on www.ed.sc.gov and www.eoc.sc.gov as well as school and school district websites. Printed versions are available from school districts upon request.

| YEAR | ABSOLUTE RATING | GROWTH RATING | PALMETTO GOLD AND SILVER AWARD | | ESEA/FEDERAL ACCOUNTABILITY RATING SYSTEM | |
|------|-----------------|---------------|--------------------------------|-----------------|---|--------------------------|
| | | | General Performance | Closing the Gap | ESEA Grade | Accountability Indicator |
| 2013 | Excellent | Good | TBD | TBD | A | N/A |
| 2012 | Excellent | Excellent | Gold | Gold | A | N/A |
| 2011 | Excellent | Excellent | Gold | Silver | Not Met | N/A |

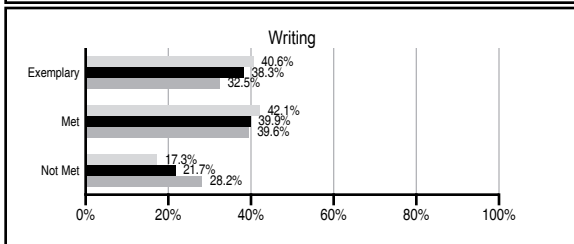
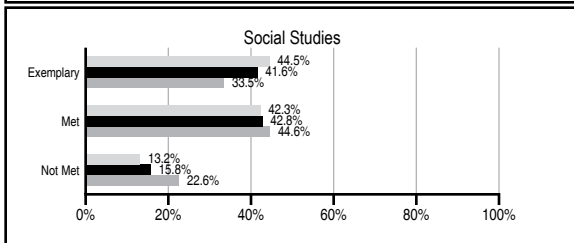
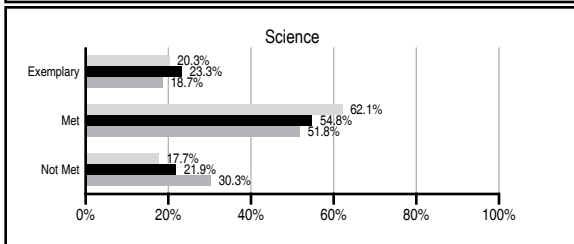
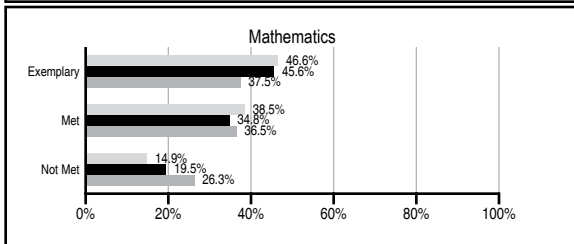
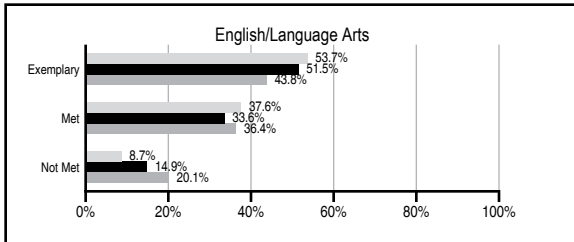
ABSOLUTE RATINGS OF ELEMENTARY SCHOOLS WITH STUDENTS LIKE OURS*

| EXCELLENT | GOOD | AVERAGE | BELOW AVERAGE | AT-RISK |
|-----------|------|---------|---------------|---------|
| 42 | 36 | 10 | 0 | 1 |

* Ratings are calculated with data available by 11/07/2013. Schools with Students Like Ours are Elementary Schools with Poverty Indices of no more than 5% above or below the index for this school.

PASS PERFORMANCE

Our School
 Elementary Schools with Students Like Ours
 Elementary schools statewide



NAEP PERFORMANCE*

* Performance reported for SC and nation, data not available at school level. Percentages at NAEP Achievement Levels.



SC PERFORMANCE VISION

By 2020 all students will graduate with the knowledge and skills necessary to compete successfully in the global economy, participate in a democratic society and contribute positively as members of families and communities.

Abbreviations Key

N/A Not Applicable N/AV Not Available N/C Not Collected N/R Not Reported I/S Insufficient Sample TBD To be determined

Seaside Elementary School [Horry]

SCHOOL PROFILE

| | Our School | Change from Last Year | Elementary Schools with Students Like Ours | Median Elementary School |
|--|------------|-----------------------|--|--------------------------|
| Students (n=688) | | | | |
| Retention rate | 2.5% | Up from 1.0% | 0.8% | 0.9% |
| Attendance rate | 96.1% | Down from 96.5% | 96.4% | 96.3% |
| Served by gifted and talented program | 10.2% | N/A | 9.7% | 7.2% |
| With disabilities | 9.6% | N/A | 11.6% | 12.4% |
| Older than usual for grade | 3.0% | N/A | 1.4% | 1.9% |
| Out-of-school suspensions or expulsions for violent and/or criminal offenses | 0.1% | Down from 1.5% | 0.0% | 0.0% |
| Teachers (n=45) | | | | |
| Teachers with advanced degrees | 57.8% | Down from 58.7% | 65.1% | 62.5% |
| Continuing contract teachers | 93.3% | Up from 91.3% | 86.8% | 83.3% |
| Teachers returning from previous year | 98.4% | Up from 96.1% | 89.7% | 88.3% |
| Teacher attendance rate | 95.1% | Up from 93.8% | 95.1% | 95.0% |
| Average teacher salary* | \$57,770 | Up 0.3% | \$49,585 | \$48,193 |
| Classes not taught by highly qualified teachers | 0.0% | Down from 0.4% | 0.0% | 0.0% |
| Professional development days/teacher | 17.2 days | Down from 19.8 days | 12.0 days | 11.0 days |
| School | | | | |
| Principal's years at school | 10.0 | Up from 9.0 | 6.0 | 4.0 |
| Student-teacher ratio in core subjects | 21.4 to 1 | Down from 24.9 to 1 | 20.8 to 1 | 20.1 to 1 |
| Prime instructional time | 88.8% | Down from 89.0% | 90.4% | 90.0% |
| Opportunities in the arts | Good | No Change | Good | Good |
| SACS accreditation | Yes | No Change | Yes | Yes |
| Parents attending conferences | 100.0% | No Change | 100.0% | 100.0% |
| Character development program | Excellent | No Change | Excellent | Excellent |
| Dollars spent per pupil** | \$8,535 | Up 2.6% | \$6,964 | \$7,364 |
| Percent of expenditures for instruction** | 70.0% | Down from 71.5% | 69.0% | 68.0% |
| Percent of expenditures for teacher salaries** | 66.0% | No Change | 67.0% | 66.0% |
| ESEA composite index score | 90.9 | Down from 99.0 | 90.9 | 88.0 |

* Length of contract = 185+ days.

** Prior year audited financial data available.

EVALUATION RESULTS

| | Teachers | Students* | Parents* |
|--|----------|-----------|----------|
| Number of surveys returned | 44 | 126 | 67 |
| Percent satisfied with learning environment | 93.2% | 92.8% | 97% |
| Percent satisfied with social and physical environment | 97.9% | 93.6% | 98.5% |
| Percent satisfied with school-home relations | 91.5% | 93.5% | 95.3% |

*Only students at the highest elementary school grade level at this school and their parents were included.

REPORT OF PRINCIPAL AND SCHOOL IMPROVEMENT COUNCIL

Seaside Elementary School is a family centered school that celebrates the triumphs and successes of our students and staff as well as support each other in times of need. Stingrays Strive for Excellence was the theme for the 2012-13 school year. Students, staff, parents and community members worked together to achieve our goal of fostering successful life-long learners.

The use of a core reading program continued in Pre-K-4 and was extended to include fifth grade. DIBELS information guided instruction for kindergarten, first, and second grade students and the MAP assessment supported differentiation for students in grades two through five. Small group interventions were provided to the students throughout the school day and in the afternoons in reading, math, and writing. The use of workstations continued to support our reading instruction. To accelerate mathematical problem solving skills, selected students in grades 3-5 participated in the Mentoring Mathematical Minds program. Leveled instruction in math was also provided for students in grades 3-5. Selected fifth grade students participated in the Math Olympiad program and an on-line pre-algebra program. The use of instructional technology has been enhanced with the addition of Short Throat Arms and the iPad.

Many extensive activities were planned to support student learning in all grade levels at Seaside. The PTO supported our Family Reading Night where parents and students read books together, took Accelerated Reader tests, and used the computers for research, reinforcement or enrichment. Students were selected to provide leadership in our school through our Junior Safety Patrol, Student Council and the Spirit Team programs. Our fifth grade chorus performed concerts in our school and participated in a district-wide concert entitled "Waves of the Future".

To enhance our students' understanding of community and school interactions, all classes were involved in Junior Achievement. Sixty fifth grade students participated in our Junior Lifeguard Program. Students also participated in many service-learning projects including the Family Fun Run, Relay for Life, Fostering Hope, a Thanksgiving Food Drive, a Food Drive for Homeless Animals, Jump Rope for Heart, a fund to support the Carolina Forest Elementary Fire Victims, and a school-wide Recycling program. Our School Improvement Council began a clothes closet for needy families.

Throughout the school year, staff members met to plan and exchange ideas to improve classroom instruction and implement district initiatives. All teachers were involved in professional development, which helped us meet the diverse needs of our students.

Beth Selander, Principal, 2012-13
Melanie Leonard, School Improvement Chairperson, 2012-13

Comprehensive detail, including definitions of ratings, performance criteria, and explanations of status, is available on www.ed.sc.gov and www.eoc.sc.gov as well as school and school district websites.

Printed versions are available from school districts upon request.

Abbreviations Key

N/A Not Applicable N/AV Not Available N/C Not Collected N/R Not Reported I/S Insufficient Sample TBD To be determined
NI Newly Identified CSI Continuing School Improvement CA Corrective Action RP Plan to Restructure R Restructure DELAY School Improvement Status HOLD School Improvement Status