



# SC Annual School Report Card Summary

Carolina Forest Elementary School  
 Horry  
 Grades: PK-5 Enrollment: 908  
 Principal: Dennis Jay Devorick  
 Superintendent: Dr. Cynthia Elsberry  
 Board Chair: Joe DeFeo

## PERFORMANCE

Comprehensive detail, including definitions of ratings, performance criteria, and explanations of status, is available on [www.ed.sc.gov](http://www.ed.sc.gov) and [www.eoc.sc.gov](http://www.eoc.sc.gov) as well as school and school district websites. Printed versions are available from school districts upon request.

YEAR	ABSOLUTE RATING	GROWTH RATING	PALMETTO GOLD AND SILVER AWARD		ESEA/FEDERAL ACCOUNTABILITY RATING SYSTEM	
			General Performance	Closing the Gap	ESEA Grade	Accountability Indicator
2013	Excellent	Good	TBD	TBD	A	N/A
2012	Excellent	Excellent	Gold	Gold	A	N/A
2011	Excellent	Excellent	Gold	Gold	Not Met	N/A

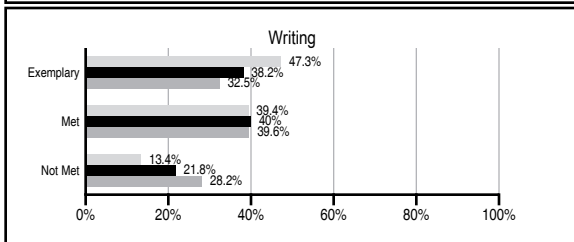
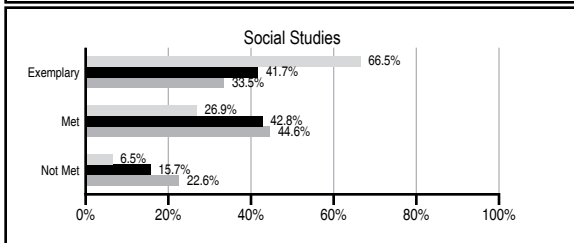
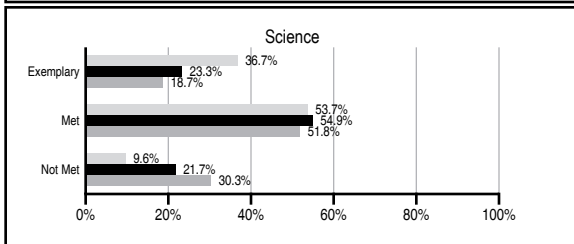
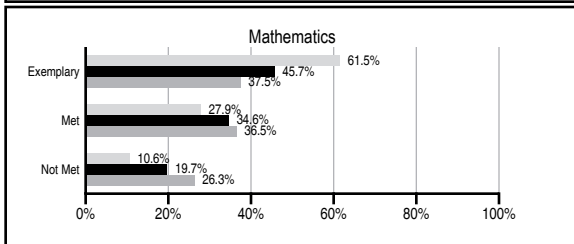
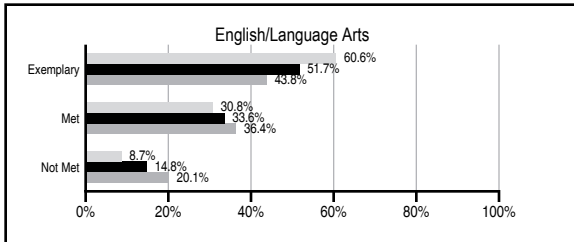
## ABSOLUTE RATINGS OF ELEMENTARY SCHOOLS WITH STUDENTS LIKE OURS\*

EXCELLENT	GOOD	AVERAGE	BELOW AVERAGE	AT-RISK
39	35	9	0	1

\* Ratings are calculated with data available by 11/07/2013. Schools with Students Like Ours are Elementary Schools with Poverty Indices of no more than 5% above or below the index for this school.

## PASS PERFORMANCE

Our School
  Elementary Schools with Students Like Ours
  Elementary schools statewide



## NAEP PERFORMANCE\*

\* Performance reported for SC and nation, data not available at school level. Percentages at NAEP Achievement Levels.



## SC PERFORMANCE VISION

*By 2020 all students will graduate with the knowledge and skills necessary to compete successfully in the global economy, participate in a democratic society and contribute positively as members of families and communities.*

### Abbreviations Key

N/A Not Applicable N/AV Not Available N/C Not Collected N/R Not Reported I/S Insufficient Sample TBD To be determined

# Carolina Forest Elementary School [Horry]

## SCHOOL PROFILE

	Our School	Change from Last Year	Elementary Schools with Students Like Ours	Median Elementary School
<b>Students (n=908)</b>				
Retention rate	0.4%	Down from 1.4%	0.9%	0.9%
Attendance rate	95.9%	Down from 96.2%	96.4%	96.3%
Served by gifted and talented program	11.8%	N/A	9.7%	7.2%
With disabilities	14.2%	N/A	11.5%	12.4%
Older than usual for grade	0.7%	N/A	1.5%	1.9%
Out-of-school suspensions or expulsions for violent and/or criminal offenses	0.2%	Up from 0.0%	0.0%	0.0%
<b>Teachers (n=59)</b>				
Teachers with advanced degrees	61.0%	Up from 57.4%	64.5%	62.5%
Continuing contract teachers	78.0%	Down from 78.7%	86.7%	83.3%
Teachers returning from previous year	86.6%	Down from 89.3%	89.9%	88.3%
Teacher attendance rate	94.6%	Down from 94.9%	95.0%	95.0%
Average teacher salary*	\$50,955	Up 5.2%	\$50,175	\$48,193
Classes not taught by highly qualified teachers	0.0%	Down from 0.7%	0.0%	0.0%
Professional development days/teacher	29.0 days	Up from 25.2 days	12.0 days	11.0 days
<b>School</b>				
Principal's years at school	2.0	Up from 1.0	5.0	4.0
Student-teacher ratio in core subjects	22.3 to 1	Up from 21.2 to 1	20.7 to 1	20.1 to 1
Prime instructional time	88.7%	No Change	90.5%	90.0%
Opportunities in the arts	Good	No Change	Good	Good
SACS accreditation	Yes	No Change	Yes	Yes
Parents attending conferences	100.0%	No Change	100.0%	100.0%
Character development program	Excellent	No Change	Excellent	Excellent
Dollars spent per pupil**	\$7,998	Up 7.0%	\$7,001	\$7,364
Percent of expenditures for instruction**	67.0%	Down from 67.7%	69.0%	68.0%
Percent of expenditures for teacher salaries**	63.0%	Up from 61.9%	67.0%	66.0%
ESEA composite index score	90.6	Down from 98.8	90.8	88.0

\* Length of contract = 185+ days.

\*\* Prior year audited financial data available.

## EVALUATION RESULTS

	Teachers	Students*	Parents*
Number of surveys returned	41	137	120
Percent satisfied with learning environment	87.8%	86.1%	90.8%
Percent satisfied with social and physical environment	97.6%	80.8%	88.4%
Percent satisfied with school-home relations	87.8%	86.1%	82.8%

\*Only students at the highest elementary school grade level at this school and their parents were included.

## REPORT OF PRINCIPAL AND SCHOOL IMPROVEMENT COUNCIL

I Am, You Are, We Are Carolina Forest Elementary School Together.

This has been a year that we have learned to THINK! Carolina Forest Elementary School had a successful 2012 – 2013 school year. Mr. Dennis Devorick continued as our Principal. Mrs. Dawn McKinney and Mr. Rick Patterson were appointed as Assistant Principals. Brian Moss was hired as a new Curriculum Coach. Under their leadership our school was awarded two Palmetto Gold Awards from the SC Department of Education; one for overall performance and the other for closing the achievement gap based on our PASS results. Many of our students exceeded the performance goals set forth by Horry County Schools. CFE teachers and support staff were also successful. Taya Toscani was selected as the Teacher of the Year for CFE. Christina Triplett our Data Clerk was named as the Staff member of the Year.

The hard work and dedication of our parents and volunteers, as well as our outstanding community support enhance the mission of our school. We created a formal PTO which held various events throughout the year including our Founder's Day Celebration, Santaland, two Author Visits by authors Vuthy Kuon and Kevin O'Malley. All of the CFE Fifth Grade Students became published Authors by writing "Inventions that Change The World" Through the Every Child An Author Project. We continue to promote Fine Arts at CFE. Our Taiko Drum group performed at JapanFest in Atlanta, GA. Our musical this year was called MIGHTY MINDS and was used to help our students relax and be ready for the annual PASS testing. Carolina Forest Community came TOGETHER to respond to a fire at Windsor Green .2 miles from the school. 110 homes were destroyed. 300 people were displaced. The School became the center of the response of the fire. Together we are helping those students, staff, and neighbors rebuild again.

Community partnerships were formed with area restaurants, civic associations and churches to support the school. We received grants from Home Depot, Wal-Mart and Tanger Outlets to improve our school grounds during our Second Earth Day Celebration. We also had several clubs at school this year including; Mad Science, Bricks4Kidz, Jump Rope and Comic Books. Students in the Comic Club participated in the Horry County Technology Fair. The school purchased ipads and imac computers to enhancing learning as we become a digital school.

Not only did our students succeed academically but they also succeed in Community Service Projects. Our Free the Children Club reached their goal of \$5,000 to fund a classroom in Haiti along with Disney Club Penguin that matched our contributions. Students also supported Jump-Rope for Heart, March of Dimes, American Cancer Society, the Red Cross after Hurricane Sandy along with a Blood Drive and several local food pantries.

We look forward to another great year as we continue to meet the needs of all children.

Dennis Devorick, Principal 2012 – 2013  
Sarah Pederson, SIC

Comprehensive detail, including definitions of ratings, performance criteria, and explanations of status, is available on [www.ed.sc.gov](http://www.ed.sc.gov) and [www.eoc.sc.gov](http://www.eoc.sc.gov) as well as school and school district websites.

Printed versions are available from school districts upon request.

### Abbreviations Key

N/A Not Applicable N/AV Not Available N/C Not Collected N/R Not Reported I/S Insufficient Sample TBD To be determined

NI Newly Identified CSI Continuing School Improvement CA Corrective Action RP Plan to Restructure R Restructure DELAY School Improvement Status HOLD School Improvement Status