



SC Annual School Report Card Summary

South Conway Elementary

Horry

Grades: PK-5

Enrollment: 513

Principal: Leon Hayes

Superintendent: Dr. Cynthia Elsberry

Board Chair: Joe DeFeo

PERFORMANCE

Comprehensive detail, including definitions of ratings, performance criteria, and explanations of status, is available on www.ed.sc.gov and www.eoc.sc.gov as well as school and school district websites. Printed versions are available from school districts upon request.

YEAR	ABSOLUTE RATING	GROWTH RATING	PALMETTO GOLD AND SILVER AWARD		ESEA/FEDERAL ACCOUNTABILITY RATING SYSTEM	
			General Performance	Closing the Gap	ESEA Grade	Accountability Indicator
2013	Good	Below Average	TBD	TBD	B	Reward
2012	Good	Average	N/A	Gold	A	Reward
2011	Good	Good	Silver	Silver	Not Met	RP-HOLD

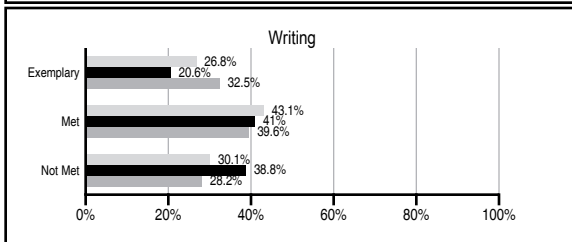
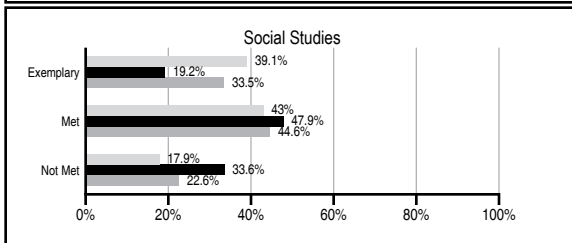
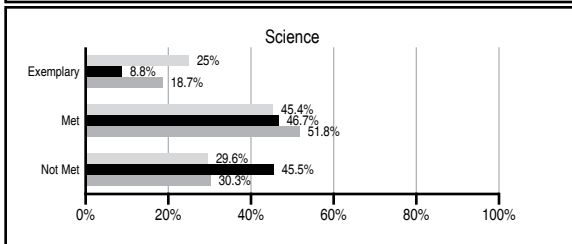
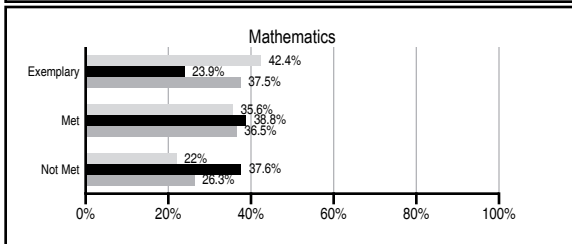
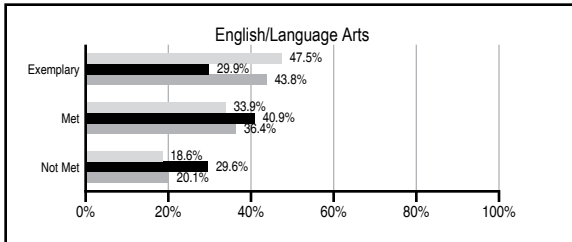
ABSOLUTE RATINGS OF ELEMENTARY SCHOOLS WITH STUDENTS LIKE OURS*

EXCELLENT	GOOD	AVERAGE	BELOW AVERAGE	AT-RISK
3	15	121	42	13

* Ratings are calculated with data available by 11/07/2013. Schools with Students Like Ours are Elementary Schools with Poverty Indices of no more than 5% above or below the index for this school.



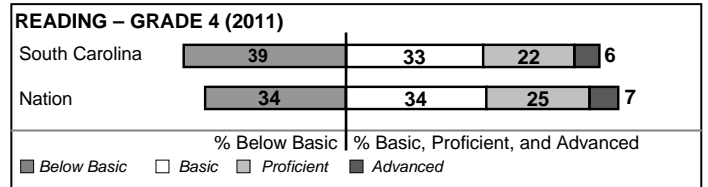
PASS PERFORMANCE

Our School
 Elementary Schools with Students Like Ours
 Elementary schools statewide



NAEP PERFORMANCE*

* Performance reported for SC and nation, data not available at school level. Percentages at NAEP Achievement Levels.



SC PERFORMANCE VISION

By 2020 all students will graduate with the knowledge and skills necessary to compete successfully in the global economy, participate in a democratic society and contribute positively as members of families and communities.

Abbreviations Key

N/A Not Applicable N/AV Not Available N/C Not Collected N/R Not Reported I/S Insufficient Sample TBD To be determined

South Conway Elementary [Horry]

SCHOOL PROFILE

	Our School	Change from Last Year	Elementary Schools with Students Like Ours	Median Elementary School
Students (n=513)				
Retention rate	0.0%	No Change	1.1%	0.9%
Attendance rate	96.3%	Down from 96.5%	95.9%	96.3%
Served by gifted and talented program	5.7%	N/A	3.1%	7.2%
With disabilities	19.9%	N/A	13.6%	12.4%
Older than usual for grade	0.5%	N/A	2.8%	1.9%
Out-of-school suspensions or expulsions for violent and/or criminal offenses	3.5%	Up from 1.6%	0.0%	0.0%
Teachers (n=48)				
Teachers with advanced degrees	56.3%	Up from 42.6%	60.7%	62.5%
Continuing contract teachers	77.1%	Down from 78.7%	77.7%	83.3%
Teachers returning from previous year	91.6%	Down from 92.4%	85.1%	88.3%
Teacher attendance rate	94.1%	Down from 95.4%	94.8%	95.0%
Average teacher salary*	\$52,550	Up 3.2%	\$46,225	\$48,193
Classes not taught by highly qualified teachers	0.0%	No Change	0.0%	0.0%
Professional development days/teacher	13.4 days	Down from 18.6 days	10.5 days	11.0 days
School				
Principal's years at school	4.0	Up from 3.0	4.0	4.0
Student-teacher ratio in core subjects	19.2 to 1	Down from 19.5 to 1	18.4 to 1	20.1 to 1
Prime instructional time	88.4%	Down from 89.7%	89.5%	90.0%
Opportunities in the arts	Good	No Change	Good	Good
SACS accreditation	Yes	No Change	Yes	Yes
Parents attending conferences	100.0%	No Change	100.0%	100.0%
Character development program	Excellent	Up from Good	Excellent	Excellent
Dollars spent per pupil**	\$12,405	Up 3.2%	\$8,019	\$7,364
Percent of expenditures for instruction**	71.0%	Down from 71.1%	68.0%	68.0%
Percent of expenditures for teacher salaries**	64.0%	Down from 65.3%	64.0%	66.0%
ESEA composite index score	84.5	Down from 99.4	75.4	88.0

* Length of contract = 185+ days.

** Prior year audited financial data available.

EVALUATION RESULTS

	Teachers	Students*	Parents*
Number of surveys returned	50	78	57
Percent satisfied with learning environment	100%	91%	87.7%
Percent satisfied with social and physical environment	100%	78.5%	88.1%
Percent satisfied with school-home relations	100%	88.6%	84.5%

*Only students at the highest elementary school grade level at this school and their parents were included.

REPORT OF PRINCIPAL AND SCHOOL IMPROVEMENT COUNCIL

South Conway Elementary School had a good 2012-2013 school year. Our school received the Palmetto Gold Award for Closing the Achievement Gap based on gains by students in four subgroups. In "Schools Like Us" our school was ranked 5 out of 191 schools. Each grade level participated in Service Learning projects which helped to address needs in the community. A greenhouse was purchased in order to give our students the opportunity to grow both vegetables and flowers throughout the year to support a campus beautification project. The school was also awarded the Superintendent's Service Learning Award. Our school received a Fresh Fruit and Vegetable grant, a Children's First Book grant, and a technology grant which provided additional I-Pads and printers. Students and teachers also participated in projects such as the American Cancer Society's Relay for Life, March of Dimes, Red Cross Blood Drive, and the American Heart Association's Jump Rope for Heart. We were awarded a renewal of the 21st Century grant for students in grades 3-5. These students received enrichment in dance, drama, technology, hands-on science, horseback riding, and homework assistance. Incentives and recognition programs were continued to encourage students to do their personal best in all academic and character areas.

Early intervention continues to be the focus in our school. Interventions through an RTI model were provided for students in both reading and math based upon their academic needs. Our Reading Recovery program discontinued 25 first grade students. Teacher, student, and parent conferences were held throughout the year to discuss student achievement goals and student progress.

Our PTO sponsored successful fundraising activities to encourage parental involvement and provided extra funding for school projects such as Art in the Yard. Our Title I budget supported a part-time reading interventionist for grades 3-5, a Reading Recovery teacher, a Family-School Coordinator, a curriculum coach, a 4th grade teacher to reduce class size and parent workshops. Many local business partners provided incentives for our students and staff. We continued to partner with Coastal Carolina University to sponsor mentors for students and to provide practicum and intern opportunities for future teachers. We are fortunate to have the community support of our school.

South Conway Elementary School is proud of the successes and the progress they are making.

Leon Hayes, Principal
Lora Hucks, Chairman

Comprehensive detail, including definitions of ratings, performance criteria, and explanations of status, is available on www.ed.sc.gov and www.eoc.sc.gov as well as school and school district websites.

Printed versions are available from school districts upon request.

Abbreviations Key

N/A Not Applicable N/AV Not Available N/C Not Collected N/R Not Reported I/S Insufficient Sample TBD To be determined

NI Newly Identified CSI Continuing School Improvement CA Corrective Action RP Plan to Restructure R Restructure DELAY School Improvement Status HOLD School Improvement Status