



SC Annual School Report Card Summary

Conway Elementary
 Horry
 Grades: K-5 Enrollment: 610
 Principal: Ms. Maquitta Davis
 Superintendent: Dr. Cynthia Elsberry
 Board Chair: Joe DeFeo

PERFORMANCE

Comprehensive detail, including definitions of ratings, performance criteria, and explanations of status, is available on www.ed.sc.gov and www.eoc.sc.gov as well as school and school district websites. Printed versions are available from school districts upon request.

YEAR	ABSOLUTE RATING	GROWTH RATING	PALMETTO GOLD AND SILVER AWARD		ESEA/FEDERAL ACCOUNTABILITY RATING SYSTEM	
			General Performance	Closing the Gap	ESEA Grade	Accountability Indicator
2013	Good	Average	TBD	TBD	B	N/A
2012	Excellent	Average	Gold	Gold	B	N/A
2011	Good	Good	Silver	N/A	Not Met	N/A

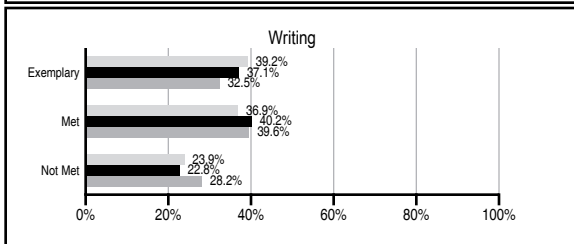
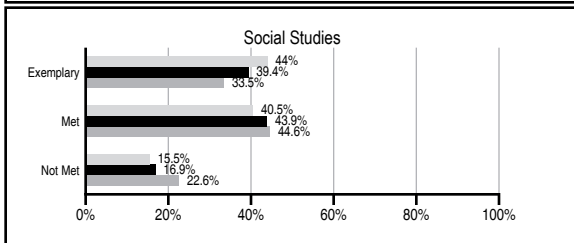
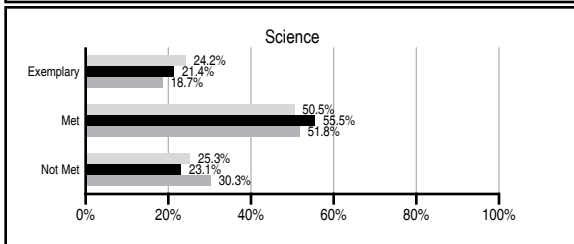
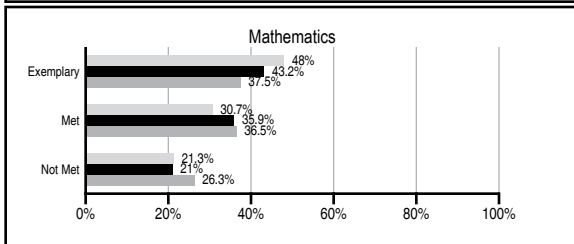
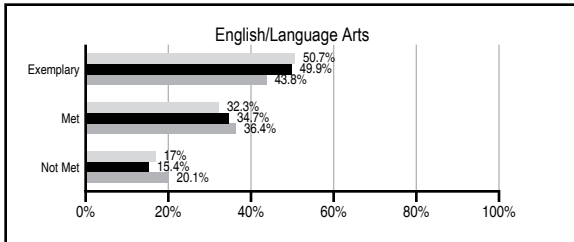
ABSOLUTE RATINGS OF ELEMENTARY SCHOOLS WITH STUDENTS LIKE OURS*

EXCELLENT	GOOD	AVERAGE	BELOW AVERAGE	AT-RISK
41	40	23	0	1

* Ratings are calculated with data available by 11/07/2013. Schools with Students Like Ours are Elementary Schools with Poverty Indices of no more than 5% above or below the index for this school.

PASS PERFORMANCE

Our School
 Elementary Schools with Students Like Ours
 Elementary schools statewide



NAEP PERFORMANCE*

* Performance reported for SC and nation, data not available at school level. Percentages at NAEP Achievement Levels.



SC PERFORMANCE VISION

By 2020 all students will graduate with the knowledge and skills necessary to compete successfully in the global economy, participate in a democratic society and contribute positively as members of families and communities.

Abbreviations Key

N/A Not Applicable N/AV Not Available N/C Not Collected N/R Not Reported I/S Insufficient Sample TBD To be determined

Conway Elementary [Horry]

SCHOOL PROFILE

	Our School	Change from Last Year	Elementary Schools with Students Like Ours	Median Elementary School
Students (n=610)				
Retention rate	0.9%	Down from 1.5%	1.0%	0.9%
Attendance rate	96.6%	Down from 96.8%	96.3%	96.3%
Served by gifted and talented program	9.6%	N/A	9.5%	7.2%
With disabilities	12.6%	N/A	12.4%	12.4%
Older than usual for grade	1.9%	N/A	1.8%	1.9%
Out-of-school suspensions or expulsions for violent and/or criminal offenses	N/R	N/R	0.0%	0.0%
Teachers (n=38)				
Teachers with advanced degrees	50.0%	Down from 53.7%	64.1%	62.5%
Continuing contract teachers	81.6%	Down from 90.2%	86.8%	83.3%
Teachers returning from previous year	91.7%	Up from 86.4%	89.8%	88.3%
Teacher attendance rate	94.0%	Down from 95.6%	95.0%	95.0%
Average teacher salary*	\$50,751	Up 3.7%	\$49,217	\$48,193
Classes not taught by highly qualified teachers	2.1%	Up from 0.0%	0.0%	0.0%
Professional development days/teacher	N/R	N/R	11.8 days	11.0 days
School				
Principal's years at school	N/R	N/R	6.0	4.0
Student-teacher ratio in core subjects	N/R	N/R	20.7 to 1	20.1 to 1
Prime instructional time	88.3%	Down from 89.2%	90.3%	90.0%
Opportunities in the arts	N/R	N/R	Good	Good
SACS accreditation	N/R	N/R	Yes	Yes
Parents attending conferences	N/R	N/R	100.0%	100.0%
Character development program	N/R	N/R	Excellent	Excellent
Dollars spent per pupil**	\$9,100	Up 12.0%	\$7,006	\$7,364
Percent of expenditures for instruction**	64.0%	Down from 65.0%	68.0%	68.0%
Percent of expenditures for teacher salaries**	61.0%	Up from 58.5%	66.0%	66.0%
ESEA composite index score	81.1	Down from 87.2	90.1	88.0

* Length of contract = 185+ days.

** Prior year audited financial data available.

EVALUATION RESULTS

	Teachers	Students*	Parents*
Number of surveys returned	28	73	32
Percent satisfied with learning environment	89.3%	87.7%	96.9%
Percent satisfied with social and physical environment	92.8%	85.2%	90%
Percent satisfied with school-home relations	85.7%	90.5%	93.6%

*Only students at the highest elementary school grade level at this school and their parents were included.

REPORT OF PRINCIPAL AND SCHOOL IMPROVEMENT COUNCIL

Conway Elementary School is a community school where students in kindergarten through fifth grade receive challenging and meaningful instruction from highly qualified faculty and staff. CES continues to provide instructional programs within the school to enhance instruction such as Everyday Mathematics, Literacy Workstations, Imagine It!(Reading & Phonics program) for grades K-5, Intervention programs (Passport, Number Worlds, Language!, Kaleidoscope), Writing Workshop, Science, and Social Studies curriculum. We also provide the opportunity for students to participate in various clubs such as Spanish Club, Tech JOTT, Good News Club, M.A.D. Science Club, Quilting Club, Cub Club, and Tiger Hearts. Increasing reading comprehension and math skills is a daily instructional priority for the instructional staff. As a result, teachers participated in ongoing professional development and weekly common planning with the school curriculum coach and district learning specialist. The professional growth and common planning activities have focused on phonics, small group literacy workstations, Math RIT groups in all grades, implementation of the Imagine It! Reading Program for grades K-5 and in-depth analysis of student and school data. The staff and Conway community share the mission to provide all children with opportunities to excel in academics and in personal and social areas. The Leadership Team, PTO, community and business partners have worked collaboratively with the staff to provide activities such as Muffins for Moms, Doughnuts for Dads, "Star Ball" and staff appreciation activities. Many activities have brought numerous parents, grandparents, and community members to our school. The partnership between Conway Elementary and Coastal Carolina University continues to grow and provided mentors for identified fourth and fifth grade students. The CCU mentors met weekly with the mentees and also planned events with them at the University to expose the students to college life and show the importance of education. Other community and service learning activities included Fun Fridays, Kid's Night Out, Jump Rope for Heart, recycling w/ Solid Waste Authority, Walk-to-School Days, Relay for Life, Box Tops for Education, and Spirit Nights sponsored by Burger King, Chick-Fil-A and Sonic. CES students are also fortunate to participate in activities sponsored by the City of Conway Recreation Department. Again, Santee Cooper has been a very important Business Education Partner to Conway Elementary and a huge supporter of our PBIS (Positive Behavior Interventions and Supports) program, Employee Appreciation Week, and Principal Award Recipients. Conway Elementary is a safe school where every child is challenged academically and appreciated personally. It is the mission of the school to continue to strive for excellence and to assure that all students reach their academic potential.

Maquitta J. Davis, Principal
Marybeth Curley-Penna, School Improvement Council Chairperson, 2011-12

Comprehensive detail, including definitions of ratings, performance criteria, and explanations of status, is available on www.ed.sc.gov and www.eoc.sc.gov as well as school and school district websites.

Printed versions are available from school districts upon request.

Abbreviations Key

N/A Not Applicable N/AV Not Available N/C Not Collected N/R Not Reported I/S Insufficient Sample TBD To be determined
NI Newly Identified CSI Continuing School Improvement CA Corrective Action RP Plan to Restructure R Restructure DELAY School Improvement Status HOLD School Improvement Status