



SC Annual School Report Card Summary

Myrtle Beach Elementary School
 Horry
 Grades: 2-3 Enrollment: 672
 Principal: Janice Christy
 Superintendent: Dr. Cynthia Elsberry
 Board Chair: Joe DeFeo

PERFORMANCE

Comprehensive detail, including definitions of ratings, performance criteria, and explanations of status, is available on www.ed.sc.gov and www.eoc.sc.gov as well as school and school district websites. Printed versions are available from school districts upon request.

YEAR	ABSOLUTE RATING	GROWTH RATING	PALMETTO GOLD AND SILVER AWARD		ESEA/FEDERAL ACCOUNTABILITY RATING SYSTEM	
			General Performance	Closing the Gap	ESEA Grade	Accountability Indicator
2013	Good	At-Risk	TBD	TBD	B	N/A
2012	Excellent	Below Average	N/A	N/A	B	Reward
2011	Good	Below Average	N/A	N/A	Not Met	N/A

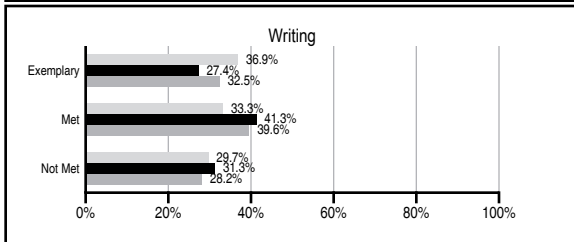
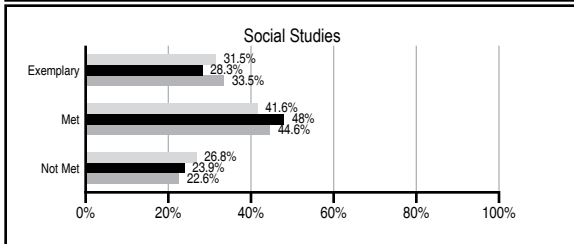
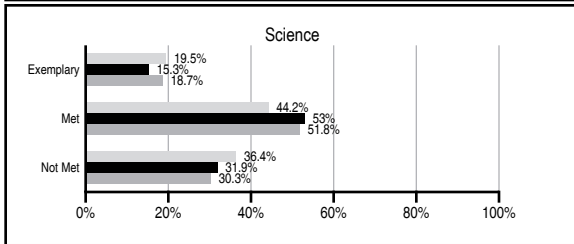
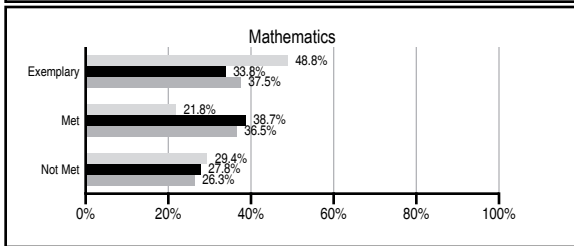
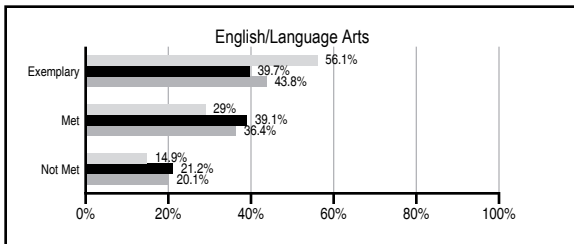
ABSOLUTE RATINGS OF ELEMENTARY SCHOOLS WITH STUDENTS LIKE OURS*

EXCELLENT	GOOD	AVERAGE	BELOW AVERAGE	AT-RISK
13	32	77	6	1

* Ratings are calculated with data available by 11/07/2013. Schools with Students Like Ours are Elementary Schools with Poverty Indices of no more than 5% above or below the index for this school.

PASS PERFORMANCE

Our School
 Elementary Schools with Students Like Ours
 Elementary schools statewide



NAEP PERFORMANCE*

* Performance reported for SC and nation, data not available at school level. Percentages at NAEP Achievement Levels.



SC PERFORMANCE VISION

By 2020 all students will graduate with the knowledge and skills necessary to compete successfully in the global economy, participate in a democratic society and contribute positively as members of families and communities.

Abbreviations Key

N/A Not Applicable N/AV Not Available N/C Not Collected N/R Not Reported I/S Insufficient Sample TBD To be determined

Myrtle Beach Elementary School [Horry]

SCHOOL PROFILE

	Our School	Change from Last Year	Elementary Schools with Students Like Ours	Median Elementary School
Students (n=672)				
Retention rate	0.3%	Down from 0.6%	1.1%	0.9%
Attendance rate	96.1%	Down from 96.6%	96.0%	96.3%
Served by gifted and talented program	6.9%	N/A	6.2%	7.2%
With disabilities	16.7%	N/A	13.9%	12.4%
Older than usual for grade	1.5%	N/A	2.4%	1.9%
Out-of-school suspensions or expulsions for violent and/or criminal offenses	1.6%	Down from 2.9%	0.0%	0.0%
Teachers (n=44)				
Teachers with advanced degrees	61.4%	Down from 66.0%	61.4%	62.5%
Continuing contract teachers	81.8%	Up from 76.6%	83.8%	83.3%
Teachers returning from previous year	89.5%	Down from 90.6%	88.6%	88.3%
Teacher attendance rate	96.3%	Up from 95.3%	94.6%	95.0%
Average teacher salary*	\$51,315	Up 1.8%	\$48,125	\$48,193
Classes not taught by highly qualified teachers	0.0%	No Change	0.0%	0.0%
Professional development days/teacher	21.3 days	Down from 22.7 days	11.4 days	11.0 days
School				
Principal's years at school	4.0	Up from 3.0	4.0	4.0
Student-teacher ratio in core subjects	21.0 to 1	Up from 17.3 to 1	20.1 to 1	20.1 to 1
Prime instructional time	89.0%	Up from 86.7%	89.6%	90.0%
Opportunities in the arts	Good	Up from Fair	Good	Good
SACS accreditation	Yes	No Change	Yes	Yes
Parents attending conferences	100.0%	Up from 98.9%	100.0%	100.0%
Character development program	Excellent	No Change	Excellent	Excellent
Dollars spent per pupil**	\$9,442	Up 13.8%	\$7,302	\$7,364
Percent of expenditures for instruction**	68.0%	Up from 67.2%	67.0%	68.0%
Percent of expenditures for teacher salaries**	63.0%	Up from 62.3%	65.0%	66.0%
ESEA composite index score	83.8	Down from 88.4	86.2	88.0

* Length of contract = 185+ days.

** Prior year audited financial data available.

EVALUATION RESULTS

	Teachers	Students*	Parents*
Number of surveys returned	41	297	142
Percent satisfied with learning environment	97.6%	92%	92.9%
Percent satisfied with social and physical environment	100%	90.2%	91.6%
Percent satisfied with school-home relations	100%	87.8%	93.1%

*Only students at the highest elementary school grade level at this school and their parents were included.

Comprehensive detail, including definitions of ratings, performance criteria, and explanations of status, is available on www.ed.sc.gov and www.eoc.sc.gov as well as school and school district websites.

Printed versions are available from school districts upon request.

REPORT OF PRINCIPAL AND SCHOOL IMPROVEMENT COUNCIL

Myrtle Beach Elementary School is a professional learning community that expects, emphasizes, models, and celebrates academic, civic, and social/emotional acts of life-long learning and leading. During the 2012-2013 school year, MBE was reviewed by the Covey organization and awarded status as the 36th Leader in Me Lighthouse School in the world.

Academically, MBE focuses on providing children a strong foundation for life-long learning. Children are empowered through individualized goals and learning plans based on comprehensive data analysis. Instruction for all children is designed to strengthen weaknesses and maximize strengths. From strugglers to gifted – students are recognized as unique and are provided learning opportunities each day specific to those needs. In addition to a viable curriculum presented using best practice instructional strategies, MBE offers Accelerated Reader, M3, Compass Odyssey, interactive technology, Sunshine Math, Socratic learning questions, reflection journals, data notebooking with goal-setting, Morning Study Lab, and arts integration to help all students achieve to high levels. Intentional planning, collaboration, focused instruction, technology integration, relevant and progressive professional development, and continuing education are emphasized to adults as we strive toward continuously high academic performance for all children – the adults model life-long learning.

Civic responsibility is fostered in our learning community through participation in Jump Rope for Heart, the Family Fun Run, March of Dimes, Relay for Life, and our annual canned food drive. Students are provided opportunities to demonstrate gratitude to the various businesses, organizations, and volunteers that are “Friends of MBE” and students are led to discover ways to assist in our community.

Students at MBE are empowered socially and emotionally through consistent classroom and school-wide expectations for behavior and interaction. MBE incorporates Covey’s Seven Habits, the Positive Behavior Intervention and Support (PBIS) System, the Life Skill Leadership program, and the use of the key phrase “respectful, responsible, and ready” to focus our students on productive citizenship, both now and for the future. MBE’s Stop Bullying Now campaign focuses everyone on recognizing, preventing, and reporting bullying – students and staff wear purple each Thursday as a visible display of our unity against bullying behaviors and our commitment to treating one another with respect and kindness. MBE believes strong individuals create strong communities; everyone is held accountable for fair and ethical behavior in our learning community.

As we reflect on a successful past and as we look forward to a promising future, MBE continues to serve as a community school dedicated to its many members, helping to empower each to grow as respectful, responsible, and ready lifelong learners and leaders.

Jennifer Kuperman, SIC Chair
Janice Christy, Principal

Abbreviations Key

N/A Not Applicable N/AV Not Available N/C Not Collected N/R Not Reported I/S Insufficient Sample TBD To be determined

NI Newly Identified CSI Continuing School Improvement CA Corrective Action RP Plan to Restructure R Restructure DELAY School Improvement Status HOLD School Improvement Status