



SC Annual School Report Card Summary

St. James Elementary
 Horry
 Grades: PK-5 Enrollment: 832
 Principal: Mary Beth Heath
 Superintendent: Dr. Cynthia Elsberry
 Board Chair: Joe DeFeo

PERFORMANCE

Comprehensive detail, including definitions of ratings, performance criteria, and explanations of status, is available on www.ed.sc.gov and www.eoc.sc.gov as well as school and school district websites. Printed versions are available from school districts upon request.

YEAR	ABSOLUTE RATING	GROWTH RATING	PALMETTO GOLD AND SILVER AWARD		ESEA/FEDERAL ACCOUNTABILITY RATING SYSTEM	
			General Performance	Closing the Gap	ESEA Grade	Accountability Indicator
2013	Excellent	Good	TBD	TBD	A	N/A
2012	Excellent	Excellent	Gold	N/A	A	N/A
2011	Excellent	Excellent	Gold	Silver	Not Met	N/A

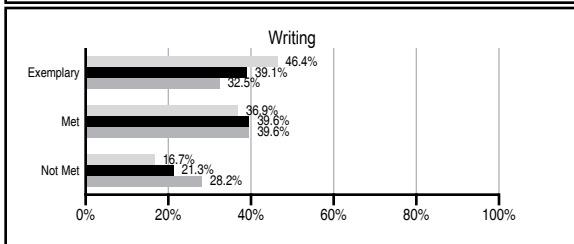
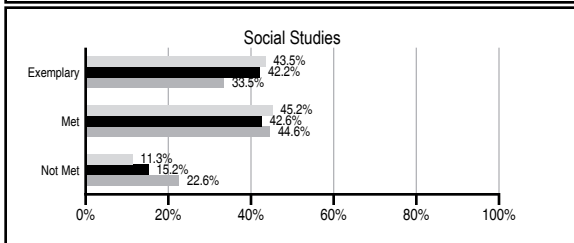
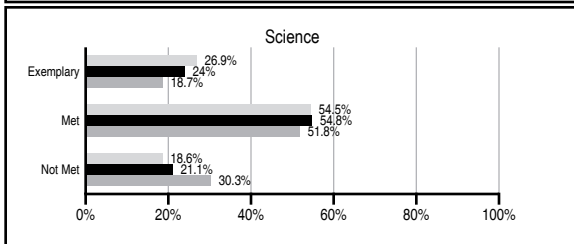
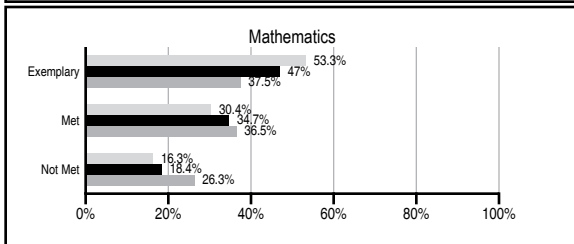
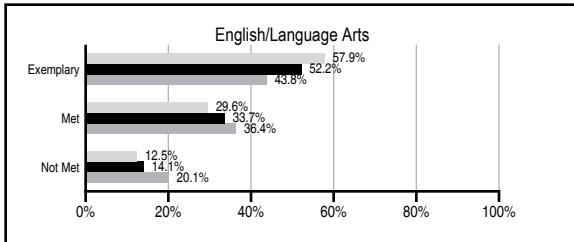
ABSOLUTE RATINGS OF ELEMENTARY SCHOOLS WITH STUDENTS LIKE OURS*

EXCELLENT	GOOD	AVERAGE	BELOW AVERAGE	AT-RISK
38	30	7	0	0

* Ratings are calculated with data available by 11/07/2013. Schools with Students Like Ours are Elementary Schools with Poverty Indices of no more than 5% above or below the index for this school.

PASS PERFORMANCE

Our School
 Elementary Schools with Students Like Ours
 Elementary schools statewide



NAEP PERFORMANCE*

* Performance reported for SC and nation, data not available at school level. Percentages at NAEP Achievement Levels.



SC PERFORMANCE VISION

By 2020 all students will graduate with the knowledge and skills necessary to compete successfully in the global economy, participate in a democratic society and contribute positively as members of families and communities.

Abbreviations Key

N/A Not Applicable N/AV Not Available N/C Not Collected N/R Not Reported I/S Insufficient Sample TBD To be determined

St. James Elementary [Horry]

SCHOOL PROFILE

	Our School	Change from Last Year	Elementary Schools with Students Like Ours	Median Elementary School
Students (n=832)				
Retention rate	0.2%	Up from 0.1%	0.8%	0.9%
Attendance rate	95.9%	Down from 96.2%	96.5%	96.3%
Served by gifted and talented program	11.0%	N/A	10.1%	7.2%
With disabilities	11.2%	N/A	11.3%	12.4%
Older than usual for grade	0.1%	N/A	1.4%	1.9%
Out-of-school suspensions or expulsions for violent and/or criminal offenses	0.1%	Down from 0.6%	0.0%	0.0%
Teachers (n=53)				
Teachers with advanced degrees	54.7%	Down from 54.9%	64.2%	62.5%
Continuing contract teachers	77.4%	Down from 84.3%	85.7%	83.3%
Teachers returning from previous year	93.9%	Up from 92.8%	89.9%	88.3%
Teacher attendance rate	94.4%	Up from 93.8%	95.4%	95.0%
Average teacher salary*	\$51,419	Up 0.0%	\$49,290	\$48,193
Classes not taught by highly qualified teachers	3.1%	Up from 0.0%	0.0%	0.0%
Professional development days/teacher	15.7 days	Up from 14.3 days	11.0 days	11.0 days
School				
Principal's years at school	15.0	Up from 13.0	5.0	4.0
Student-teacher ratio in core subjects	17.8 to 1	Down from 20.5 to 1	20.6 to 1	20.1 to 1
Prime instructional time	87.7%	Up from 87.3%	90.6%	90.0%
Opportunities in the arts	Good	No Change	Good	Good
SACS accreditation	Yes	No Change	Yes	Yes
Parents attending conferences	99.8%	Down from 100.0%	100.0%	100.0%
Character development program	Excellent	No Change	Excellent	Excellent
Dollars spent per pupil**	\$8,054	Up 6.3%	\$6,983	\$7,364
Percent of expenditures for instruction**	67.0%	Down from 67.9%	69.0%	68.0%
Percent of expenditures for teacher salaries**	63.0%	Up from 62.3%	67.0%	66.0%
ESEA composite index score	92.9	Down from 99.1	90.9	88.0

* Length of contract = 185+ days.

** Prior year audited financial data available.

EVALUATION RESULTS

	Teachers	Students*	Parents*
Number of surveys returned	41	114	71
Percent satisfied with learning environment	85.4%	91.2%	91.6%
Percent satisfied with social and physical environment	87.8%	88.6%	90%
Percent satisfied with school-home relations	92.5%	86.7%	87.2%

*Only students at the highest elementary school grade level at this school and their parents were included.

REPORT OF PRINCIPAL AND SCHOOL IMPROVEMENT COUNCIL

St. James Elementary has once again remained constant to our commitment to be a world class school in which every student acquires an excellent education. Areas of specific accomplishments include our PBIS continuation, multiple academic and personal growth opportunities outside of the classroom, awards, and family involvement.

Our second year of Positive Behavioral Interventions and Supports (PBIS) produced some exemplary results in reducing the amount of disciplinary referrals by less than half of what they were last year.

Fifth grade students had the opportunity to travel to Florida to interact with the manatees and third grade students learned more about our local history on a field trip to Charleston. Continued development opportunities include: SJE Reads, In-school tutorials, Dolphin Council, Library Assistants, Winter Youth Basketball and the Mileage Club.

Students were excited to participate in the second annual SJE Talent Show where we had 20 different acts display their fine talents.

SJE named Chris Davidson Teacher of the Year. A fifth grade student was awarded first place in the Elementary Division of the Soil and Water Award.

SJE families rose to the occasion to get involved and support the school and their children who attend by signing up to volunteer in the school. We had ** individuals complete the volunteer training and assist with multiple volunteer needs. We also had over 100 families earn our new Five Star Family Achievement Award.

SJE has started paving the way for using technology to assist with even more family involvement and communication opportunities. An overwhelming response to our family survey on the use of electronic communications and web based media gave us the insight to work with the District on expanding our opportunities to share information electronically.

We are proud of our achievements and excited about our future in providing all students the opportunity to build life skills, achieve high levels of learning and create a future of excellence.

Mary Beth Heath, Principal
Nicole Beyersdorf, SIC Chair

Comprehensive detail, including definitions of ratings, performance criteria, and explanations of status, is available on www.ed.sc.gov and www.eoc.sc.gov as well as school and school district websites.

Printed versions are available from school districts upon request.

Abbreviations Key

N/A Not Applicable N/AV Not Available N/C Not Collected N/R Not Reported I/S Insufficient Sample TBD To be determined
NI Newly Identified CSI Continuing School Improvement CA Corrective Action RP Plan to Restructure R Restructure DELAY School Improvement Status HOLD School Improvement Status