



SC Annual School Report Card Summary

Green Sea Floyds Elementary School
 Horry
 Grades: PK-5 Enrollment: 571
 Principal: Melissa G. Gause
 Superintendent: Dr. Cynthia Elsberry
 Board Chair: Joe DeFeo

PERFORMANCE

Comprehensive detail, including definitions of ratings, performance criteria, and explanations of status, is available on www.ed.sc.gov and www.eoc.sc.gov as well as school and school district websites. Printed versions are available from school districts upon request.

YEAR	ABSOLUTE RATING	GROWTH RATING	PALMETTO GOLD AND SILVER AWARD		ESEA/FEDERAL ACCOUNTABILITY RATING SYSTEM	
			General Performance	Closing the Gap	ESEA Grade	Accountability Indicator
2013	Excellent	Excellent	TBD	TBD	B	Focus
2012	Excellent	Good	Gold	N/A	A	Focus
2011	Good	Average	N/A	N/A	Not Met	N/A

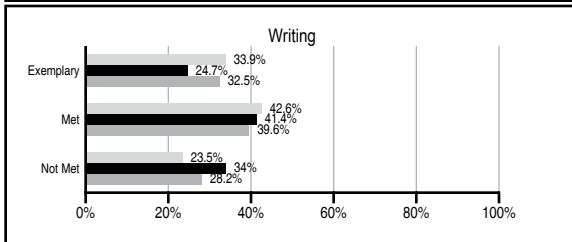
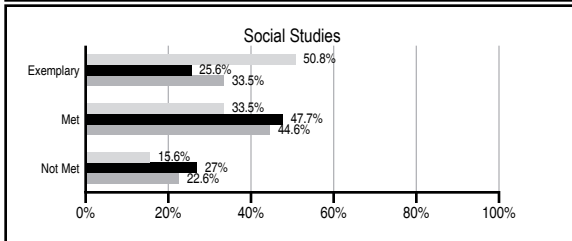
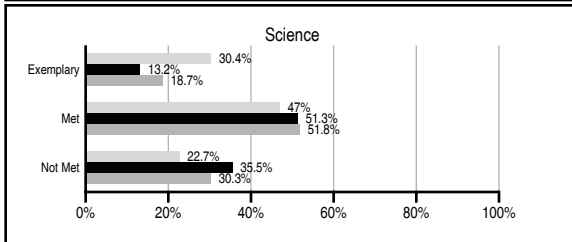
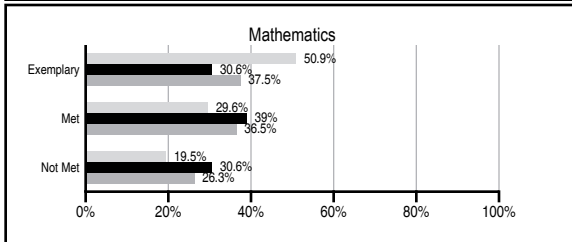
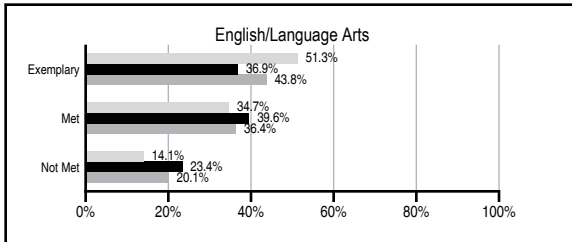
ABSOLUTE RATINGS OF ELEMENTARY SCHOOLS WITH STUDENTS LIKE OURS*

EXCELLENT	GOOD	AVERAGE	BELOW AVERAGE	AT-RISK
10	20	90	10	1

* Ratings are calculated with data available by 11/07/2013. Schools with Students Like Ours are Elementary Schools with Poverty Indices of no more than 5% above or below the index for this school.

PASS PERFORMANCE

Our School
 Elementary Schools with Students Like Ours
 Elementary schools statewide



NAEP PERFORMANCE*

* Performance reported for SC and nation, data not available at school level. Percentages at NAEP Achievement Levels.



SC PERFORMANCE VISION

By 2020 all students will graduate with the knowledge and skills necessary to compete successfully in the global economy, participate in a democratic society and contribute positively as members of families and communities.

Abbreviations Key

N/A Not Applicable N/AV Not Available N/C Not Collected N/R Not Reported I/S Insufficient Sample TBD To be determined

Green Sea Floyds Elementary School [Horry]

SCHOOL PROFILE

	Our School	Change from Last Year	Elementary Schools with Students Like Ours	Median Elementary School
Students (n=571)				
Retention rate	0.0%	No Change	1.2%	0.9%
Attendance rate	96.1%	Down from 96.4%	96.0%	96.3%
Served by gifted and talented program	7.8%	N/A	5.0%	7.2%
With disabilities	11.4%	N/A	14.2%	12.4%
Older than usual for grade	1.5%	N/A	2.6%	1.9%
Out-of-school suspensions or expulsions for violent and/or criminal offenses	0.5%	Down from 0.8%	0.0%	0.0%
Teachers (n=43)				
Teachers with advanced degrees	55.8%	Up from 51.1%	61.4%	62.5%
Continuing contract teachers	88.4%	Down from 88.9%	83.3%	83.3%
Teachers returning from previous year	93.5%	Up from 91.6%	88.0%	88.3%
Teacher attendance rate	94.6%	Down from 94.7%	94.6%	95.0%
Average teacher salary*	\$50,663	Up 4.7%	\$47,449	\$48,193
Classes not taught by highly qualified teachers	0.0%	No Change	0.0%	0.0%
Professional development days/teacher	27.5 days	Up from 26.8 days	11.1 days	11.0 days
School				
Principal's years at school	2.0	Up from 1.0	4.0	4.0
Student-teacher ratio in core subjects	20.4 to 1	Up from 17.7 to 1	19.9 to 1	20.1 to 1
Prime instructional time	88.6%	Down from 89.3%	89.5%	90.0%
Opportunities in the arts	Good	No Change	Good	Good
SACS accreditation	Yes	No Change	Yes	Yes
Parents attending conferences	100.0%	No Change	100.0%	100.0%
Character development program	Excellent	No Change	Excellent	Excellent
Dollars spent per pupil**	\$10,050	Up 1.1%	\$7,409	\$7,364
Percent of expenditures for instruction**	66.0%	Up from 65.9%	68.0%	68.0%
Percent of expenditures for teacher salaries**	58.0%	Down from 60.0%	65.5%	66.0%
ESEA composite index score	88.4	Down from 93.9	80.9	88.0

* Length of contract = 185+ days.

** Prior year audited financial data available.

EVALUATION RESULTS

	Teachers	Students*	Parents*
Number of surveys returned	42	94	46
Percent satisfied with learning environment	100%	89.3%	93.4%
Percent satisfied with social and physical environment	100%	80.9%	93.5%
Percent satisfied with school-home relations	85.7%	86.2%	86.9%

*Only students at the highest elementary school grade level at this school and their parents were included.

Comprehensive detail, including definitions of ratings, performance criteria, and explanations of status, is available on www.ed.sc.gov and www.eoc.sc.gov as well as school and school district websites.

Printed versions are available from school districts upon request.

REPORT OF PRINCIPAL AND SCHOOL IMPROVEMENT COUNCIL

Green Sea Floyds Elementary has had a great year. We are very excited about sharing our achievements and accomplishments. We are a compassionate learning community comprised of highly-qualified educators, hardworking students, and dedicated parents. We attribute our successes in 2012-13 to the commitment, hard work, and compassion of the students, staff, parents, and community. GSFE earned the Palmetto Gold Award. GSFE is identified as a Title I Focus School as data reflects a performance gap between sub groups.

At GSFE we continue to provide differentiated instruction to meet the needs of our diverse population. Through the use of CIRCLE in child development and DIBELS in kindergarten, first and second grades, we constantly monitored students' reading progress. MAP was administered in second through fifth grade in reading, math, and language. Intervention programs were implemented to accelerate student growth. By identifying the strengths and weaknesses of students on these assessments, charting growth, analyzing how and why this growth occurred, and providing a research-based curriculum through rigorous instruction, we moved students to higher levels of learning.

The use of interactive content boards and timelines, science kits, student notebooks, and district benchmarks continued to strengthen science and social studies instruction. Our Title I funds supported reading recovery, interventionists, parent workshops, and teaching positions. We provided computers, iPods, and iPads in classrooms which enabled each student to have access to and utilize technology daily in the classrooms. GSFE was represented by twelve teams at the Technology Fair. Nine of the twelve teams received awards.

Our work with PBIS has created a positive, safe school climate where everyone strives to be respectful, responsible, and build positive relationships. Students were recognized for making good choices and using appropriate life skills. Our school family participated in Relay for Life, Talking Trash, Multiple Sclerosis Bike Ride, Caps for Kids, Pink Out Day and a canned food drive with Caring For Kids. We also collected can tabs for the Ronald McDonald House and Box Tops for Education. We have been blessed to have the support of a caring community as evidenced by the success of our clothes closet, Backpack Buddies, Angel Tree, Kiwanis Club and Good News Club. The partnership between home, school, and community was vital to our success this year. Teachers received grants from local businesses and Donors Choose to purchase instructional supplies and interactive technology. PTA sponsored successful fundraisers, family events, student reward programs, Fine Arts Day, and field trips. Stakeholders gave freely of their time to support our students and school.

The Green Sea Floyds Elementary school theme, Where It's All About Kids, exemplifies the focus and commitment of our community to provide a quality education so that all students achieve academic excellence.

Green Sea Floyds Elementary
Melissa G. Gause, Principal, 2012-13
Clark Willoughby, School Improvement Council
Chairperson

Abbreviations Key

N/A Not Applicable N/AV Not Available N/C Not Collected N/R Not Reported I/S Insufficient Sample TBD To be determined

NI Newly Identified CSI Continuing School Improvement CA Corrective Action RP Plan to Restructure R Restructure DELAY School Improvement Status HOLD School Improvement Status