

# SC Annual School Report Card Summary

Daisy Elementary  
 Horry  
 Grades: PK-5 Enrollment: 558  
 Principal: Dawn N Brooks  
 Superintendent: Dr. Cynthia Elsberry  
 Board Chair: Joe DeFeo

## PERFORMANCE

Comprehensive detail, including definitions of ratings, performance criteria, and explanations of status, is available on [www.ed.sc.gov](http://www.ed.sc.gov) and [www.eoc.sc.gov](http://www.eoc.sc.gov) as well as school and school district websites. Printed versions are available from school districts upon request.

YEAR	ABSOLUTE RATING	GROWTH RATING	PALMETTO GOLD AND SILVER AWARD		ESEA/FEDERAL ACCOUNTABILITY RATING SYSTEM	
			General Performance	Closing the Gap	ESEA Grade	Accountability Indicator
2013	Good	Average	TBD	TBD	A	Focus
2012	Good	Average	N/A	Silver	B	Focus
2011	Good	Average	Silver	N/A	Not Met	N/A

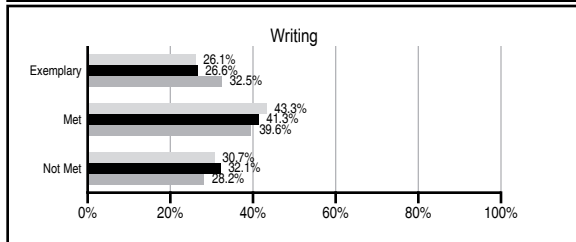
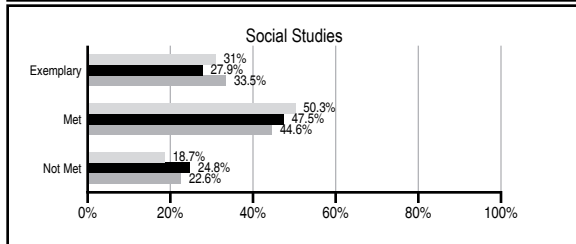
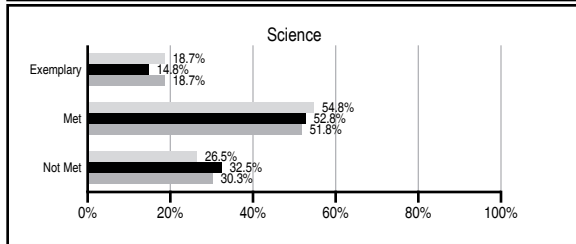
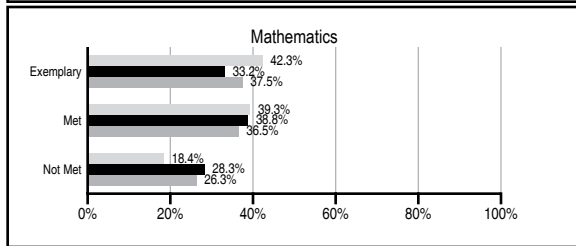
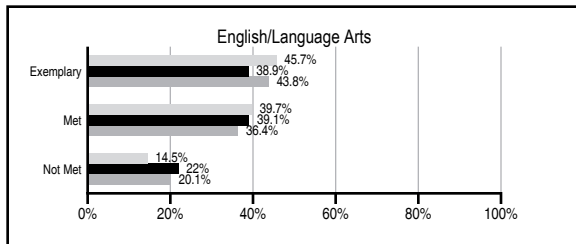
## ABSOLUTE RATINGS OF ELEMENTARY SCHOOLS WITH STUDENTS LIKE OURS\*

EXCELLENT	GOOD	AVERAGE	BELOW AVERAGE	AT-RISK
14	27	88	6	1

\* Ratings are calculated with data available by 11/07/2013. Schools with Students Like Ours are Elementary Schools with Poverty Indices of no more than 5% above or below the index for this school.


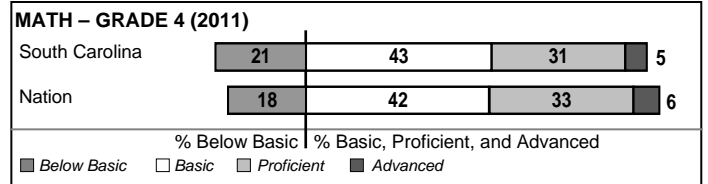
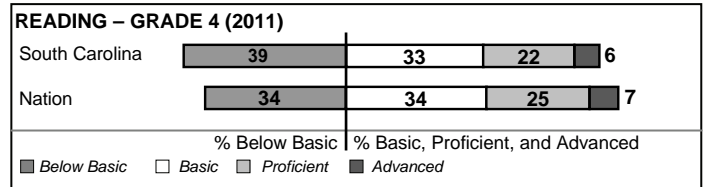
## PASS PERFORMANCE

Our School Elementary Schools with Students Like Ours Elementary schools statewide



## NAEP PERFORMANCE\*

\* Performance reported for SC and nation, data not available at school level. Percentages at NAEP Achievement Levels.



## SC PERFORMANCE VISION

By 2020 all students will graduate with the knowledge and skills necessary to compete successfully in the global economy, participate in a democratic society and contribute positively as members of families and communities.

### Abbreviations Key

N/A Not Applicable N/AV Not Available N/C Not Collected N/R Not Reported I/S Insufficient Sample TBD To be determined

# Daisy Elementary [Horry]

## SCHOOL PROFILE

	Our School	Change from Last Year	Elementary Schools with Students Like Ours	Median Elementary School
<b>Students (n=558)</b>				
Retention rate	2.7%	Up from 1.8%	1.1%	0.9%
Attendance rate	97.0%	Down from 97.3%	96.0%	96.3%
Served by gifted and talented program	8.1%	N/A	5.9%	7.2%
With disabilities	11.6%	N/A	14.0%	12.4%
Older than usual for grade	2.1%	N/A	2.4%	1.9%
Out-of-school suspensions or expulsions for violent and/or criminal offenses	0.2%	Up from 0.0%	0.0%	0.0%
<b>Teachers (n=42)</b>				
Teachers with advanced degrees	57.1%	Up from 54.8%	61.4%	62.5%
Continuing contract teachers	83.3%	No Change	83.8%	83.3%
Teachers returning from previous year	89.5%	Down from 90.9%	88.5%	88.3%
Teacher attendance rate	94.2%	Down from 94.4%	94.7%	95.0%
Average teacher salary*	\$51,602	Up 1.3%	\$47,852	\$48,193
Classes not taught by highly qualified teachers	0.0%	No Change	0.0%	0.0%
Professional development days/teacher	20.0 days	Down from 20.2 days	11.4 days	11.0 days
<b>School</b>				
Principal's years at school	9.5	Up from 8.0	4.0	4.0
Student-teacher ratio in core subjects	20.0 to 1	Up from 19.2 to 1	19.9 to 1	20.1 to 1
Prime instructional time	89.7%	Down from 90.4%	89.6%	90.0%
Opportunities in the arts	Good	No Change	Good	Good
SACS accreditation	Yes	No Change	Yes	Yes
Parents attending conferences	100.0%	No Change	100.0%	100.0%
Character development program	Excellent	No Change	Excellent	Excellent
Dollars spent per pupil**	\$10,530	Up 4.4%	\$7,378	\$7,364
Percent of expenditures for instruction**	66.0%	No Change	68.0%	68.0%
Percent of expenditures for teacher salaries**	59.0%	Down from 60.1%	65.0%	66.0%
ESEA composite index score	93.0	Up from 85.2	84.7	88.0

\* Length of contract = 185+ days.

\*\* Prior year audited financial data available.

## EVALUATION RESULTS

	Teachers	Students*	Parents*
Number of surveys returned	43	82	53
Percent satisfied with learning environment	95.4%	91.5%	96.2%
Percent satisfied with social and physical environment	97.7%	84.1%	90.4%
Percent satisfied with school-home relations	90.7%	88.9%	90.6%

\*Only students at the highest elementary school grade level at this school and their parents were included.

## REPORT OF PRINCIPAL AND SCHOOL IMPROVEMENT COUNCIL

Daisy Elementary's mission is to ensure that each child receives a personalized quality education where she or he is nurtured and challenged by actively engaging in meaningful standards-based learning in preparation for their future. Through the hard work of our staff and students we have continued to ensure success for all. The 2012- 2013 school year proved to be our 19th successful year operating on a year round calendar. Effective instruction and student achievement is paramount and evident through the celebration of earning the Silver Award for Closing the Achievement Gap. Students in grades K-5 received daily, specially planned instruction on their level in English Language Arts and Math. Teachers met weekly to plan and discuss ideas to enhance instruction in the classroom. Measures of Academic Progress (MAP), DIBELS Next, Passport, and BURST provided us with valuable data to better analyze students' strengths and weaknesses. Daisy Elementary was the recipient of a \$25,000 technology grant which made technology more accessible to students.

Staff participated in monthly professional development sessions to include: implementation of Common Core, Everyday Math, Apple Training for integration of I-PADS and MacBooks into the curriculum, Imagine It! reading program, Language!, Passport, and BURST. Four staff members completed Black Belt Certification to become more knowledgeable in all the components of the Common Core Standards.

Students and staff were involved in the community through HTC Recycling, Relay for Life, United Way, Salvation Army Canned Food Drive, and Jump Rope for Heart. Approximately 150 students attended Intersession School during the fall, winter, and spring breaks. Eighteen 5th grade students participated in a pre-algebra on-line course. Several teachers are pursuing National Board Certification and Master's degrees.

Daisy Elementary School is committed to reaching our goals, and we look forward to working with PTO, School Improvement Council, and parents to increase parental and community involvement. We are proud of the successes of our students and staff. We invite you to become an integral part of our commitment to excellence.

Dawn N Brooks, Principal  
 Jamie Norman, School Improvement Chairperson 2012-2013

Comprehensive detail, including definitions of ratings, performance criteria, and explanations of status, is available on [www.ed.sc.gov](http://www.ed.sc.gov) and [www.eoc.sc.gov](http://www.eoc.sc.gov) as well as school and school district websites.

Printed versions are available from school districts upon request.

### Abbreviations Key

N/A Not Applicable N/AV Not Available N/C Not Collected N/R Not Reported I/S Insufficient Sample TBD To be determined  
 NI Newly Identified CSI Continuing School Improvement CA Corrective Action RP Plan to Restructure R Restructure DELAY School Improvement Status HOLD School Improvement Status