



SC Annual School Report Card Summary

Ben Hazel Primary
 Hampton 1
 Grades: PK-3 Enrollment: 235
 Principal: Cassandra B. Williams
 Superintendent: Douglas E. McTeer, Jr.
 Board Chair: Libby Murdaugh

PERFORMANCE

Comprehensive detail, including definitions of ratings, performance criteria, and explanations of status, is available on www.ed.sc.gov and www.eoc.sc.gov as well as school and school district websites. Printed versions are available from school districts upon request.

YEAR	ABSOLUTE RATING	GROWTH RATING	PALMETTO GOLD AND SILVER AWARD		ESEA/FEDERAL ACCOUNTABILITY RATING SYSTEM	
			General Performance	Closing the Gap	ESEA Grade	Accountability Indicator
2013	Average	Average	TBD	TBD	B	Focus
2012	Average	At-Risk	N/A	N/A	C	Focus
2011	Good	At-Risk	N/A	N/A	Met	N/A

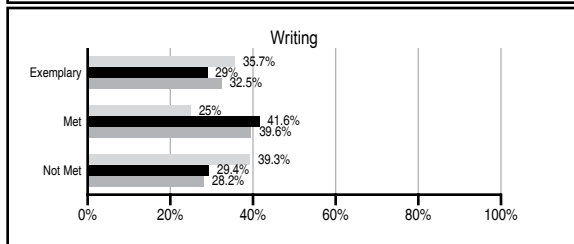
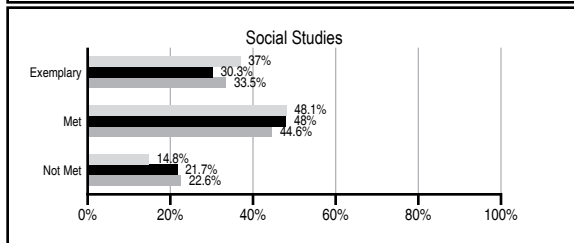
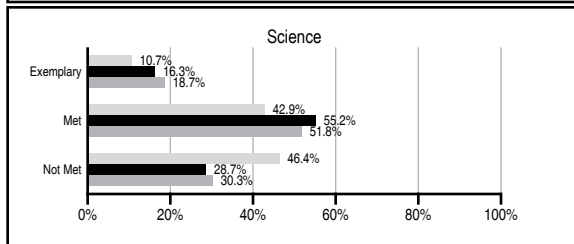
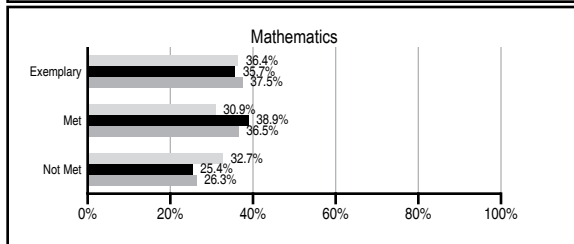
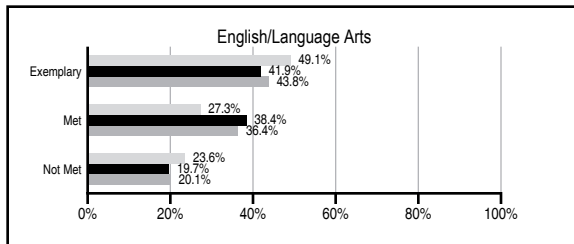
ABSOLUTE RATINGS OF ELEMENTARY SCHOOLS WITH STUDENTS LIKE OURS*

EXCELLENT	GOOD	AVERAGE	BELOW AVERAGE	AT-RISK
13	42	63	3	0

* Ratings are calculated with data available by 11/07/2013. Schools with Students Like Ours are Elementary Schools with Poverty Indices of no more than 5% above or below the index for this school.

PASS PERFORMANCE

Our School
 Elementary Schools with Students Like Ours
 Elementary schools statewide



NAEP PERFORMANCE*

* Performance reported for SC and nation, data not available at school level. Percentages at NAEP Achievement Levels.



SC PERFORMANCE VISION

By 2020 all students will graduate with the knowledge and skills necessary to compete successfully in the global economy, participate in a democratic society and contribute positively as members of families and communities.

Abbreviations Key

N/A Not Applicable N/AV Not Available N/C Not Collected N/R Not Reported I/S Insufficient Sample TBD To be determined

Ben Hazel Primary [Hampton 1]

SCHOOL PROFILE

	Our School	Change from Last Year	Elementary Schools with Students Like Ours	Median Elementary School
Students (n=235)				
Retention rate	3.3%	Down from 4.2%	1.2%	0.9%
Attendance rate	95.6%	No Change	96.1%	96.3%
Served by gifted and talented program	0.0%	N/A	7.0%	7.2%
With disabilities	16.3%	N/A	14.2%	12.4%
Older than usual for grade	5.6%	N/A	2.4%	1.9%
Out-of-school suspensions or expulsions for violent and/or criminal offenses	0.0%	No Change	0.0%	0.0%
Teachers (n=16)				
Teachers with advanced degrees	68.8%	Down from 78.9%	61.5%	62.5%
Continuing contract teachers	81.3%	Down from 100.0%	85.5%	83.3%
Teachers returning from previous year	82.5%	Down from 89.7%	89.1%	88.3%
Teacher attendance rate	93.5%	Up from 93.1%	94.5%	95.0%
Average teacher salary*	\$44,268	Down 2.4%	\$48,652	\$48,193
Classes not taught by highly qualified teachers	1.7%	Up from 1.1%	0.0%	0.0%
Professional development days/teacher	19.0 days	Up from 2.9 days	11.3 days	11.0 days
School				
Principal's years at school	1.0	Down from 8.0	5.0	4.0
Student-teacher ratio in core subjects	16.2 to 1	Down from 18.9 to 1	20.1 to 1	20.1 to 1
Prime instructional time	86.8%	Down from 87.1%	89.5%	90.0%
Opportunities in the arts	Poor	Down from Good	Good	Good
SACS accreditation	Yes	Up from No	Yes	Yes
Parents attending conferences	100.0%	No Change	100.0%	100.0%
Character development program	Excellent	Up from Good	Excellent	Excellent
Dollars spent per pupil**	\$7,599	Up 3.3%	\$7,573	\$7,364
Percent of expenditures for instruction**	65.0%	Down from 71.3%	68.0%	68.0%
Percent of expenditures for teacher salaries**	64.0%	Down from 69.5%	65.0%	66.0%
ESEA composite index score	89.8	Up from 76.8	87.4	88.0

* Length of contract = 185+ days.

** Prior year audited financial data available.

EVALUATION RESULTS

	Teachers	Students*	Parents*
Number of surveys returned	7	52	42
Percent satisfied with learning environment	100%	92.4%	90.5%
Percent satisfied with social and physical environment	100%	96.3%	90.3%
Percent satisfied with school-home relations	71.5%	79.3%	82.9%

*Only students at the highest elementary school grade level at this school and their parents were included.

REPORT OF PRINCIPAL AND SCHOOL IMPROVEMENT COUNCIL

The mission of Ben Hazel Primary School is that students will attain high levels of achievement within a safe environment that is staffed by highly qualified educators who are dedicated to continuous school improvement. Our goal is to foster success through meeting the academic needs of students with regard to individual learning styles and instructional levels. We are committed to improving the academic growth of all students.

Ben Hazel Primary is one of only four schools in South Carolina selected as a Response to Intervention Demonstration Site. As a Response to Intervention school we individually test every child in kindergarten through third grade using the Dominie Reading and Writing Assessment Portfolio to measure on-going student progress. We also administer District Common Assessments in math. Using the data collected from these assessments, we plan specific, targeted instruction for every child as well as monitor our overall curriculum and instruction. From our Dominie and District Common Assessments data, we plan professional development. Our teachers are committed to life-long learning as evidenced by their dedication of attending our weekly study group sessions.

With the support of district funding, Reading First Grant funding, and our Parent-Teacher Organization, we have interactive Promethean Boards in all homerooms, as well as amazing classroom libraries. Our school utilizes technology to communicate with parents and the community. Our school webpages, Parent Portal, and Schoolwires teacher pages facilitate the sharing of information with students and parents.

As we continue our journey of learning, the Ben Hazel community reaffirms its charge of exploring ways in which education can be made more rigorous and more meaningful for each student as we prepare for the implementation of the Common Core State Standards. We believe our dedication to children and our focus on utilizing data to plan and drive instruction will continue to prepare our students for academic success.

Melissa Myers, School Improvement Chairperson
Cassandra B. Williams, Principal

Comprehensive detail, including definitions of ratings, performance criteria, and explanations of status, is available on www.ed.sc.gov and www.eoc.sc.gov as well as school and school district websites.

Printed versions are available from school districts upon request.

Abbreviations Key

N/A Not Applicable N/AV Not Available N/C Not Collected N/R Not Reported I/S Insufficient Sample TBD To be determined
NI Newly Identified CSI Continuing School Improvement CA Corrective Action RP Plan to Restructure R Restructure DELAY School Improvement Status HOLD School Improvement Status