



# SC Annual School Report Card Summary

Fennell Elementary School  
 Hampton 1  
 Grades: PK-6 Enrollment: 180  
 Principal: Willie F., Coker  
 Superintendent: Douglas E. McTeer, Jr.  
 Board Chair: Libby Murdaugh

## PERFORMANCE

Comprehensive detail, including definitions of ratings, performance criteria, and explanations of status, is available on [www.ed.sc.gov](http://www.ed.sc.gov) and [www.eoc.sc.gov](http://www.eoc.sc.gov) as well as school and school district websites. Printed versions are available from school districts upon request.

YEAR	ABSOLUTE RATING	GROWTH RATING	PALMETTO GOLD AND SILVER AWARD		ESEA/FEDERAL ACCOUNTABILITY RATING SYSTEM	
			General Performance	Closing the Gap	ESEA Grade	Accountability Indicator
2013	Average	Good	TBD	TBD	C	N/A
2012	Average	Average	N/A	N/A	A	Reward
2011	Average	Average	Silver	N/A	Met	N/A

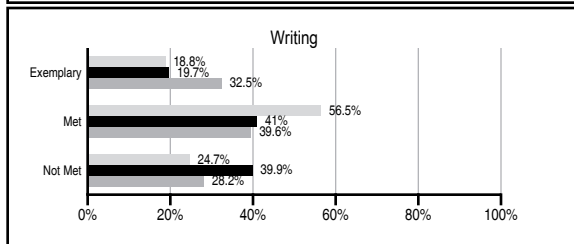
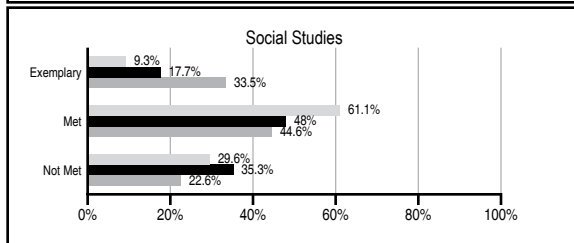
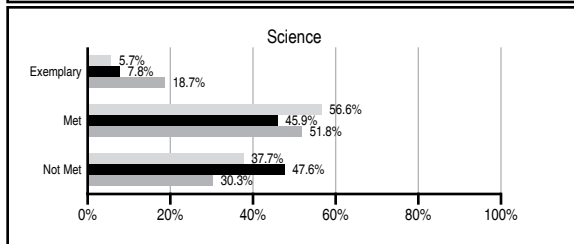
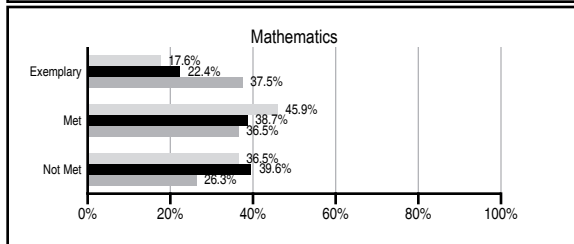
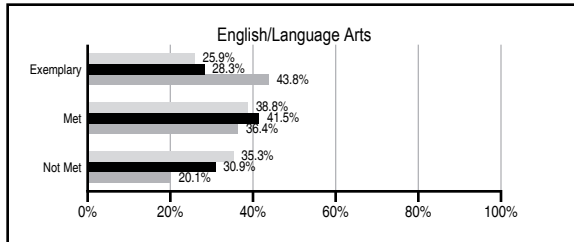
## ABSOLUTE RATINGS OF ELEMENTARY SCHOOLS WITH STUDENTS LIKE OURS\*

EXCELLENT	GOOD	AVERAGE	BELOW AVERAGE	AT-RISK
1	13	100	47	15

\* Ratings are calculated with data available by 11/07/2013. Schools with Students Like Ours are Elementary Schools with Poverty Indices of no more than 5% above or below the index for this school.


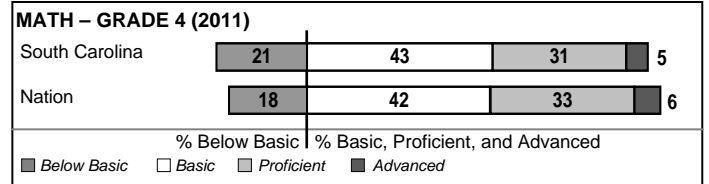
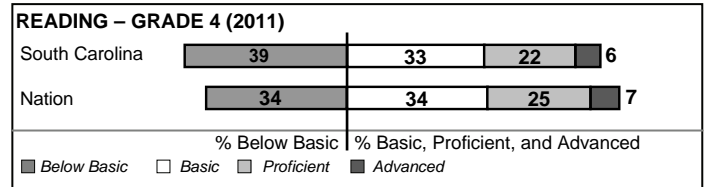
## PASS PERFORMANCE

Our School
  Elementary Schools with Students Like Ours
  Elementary schools statewide



## NAEP PERFORMANCE\*

\* Performance reported for SC and nation, data not available at school level. Percentages at NAEP Achievement Levels.



## SC PERFORMANCE VISION

*By 2020 all students will graduate with the knowledge and skills necessary to compete successfully in the global economy, participate in a democratic society and contribute positively as members of families and communities.*

### Abbreviations Key

N/A Not Applicable N/AV Not Available N/C Not Collected N/R Not Reported I/S Insufficient Sample TBD To be determined

# Fennell Elementary School [Hampton 1]

## SCHOOL PROFILE

	Our School	Change from Last Year	Elementary Schools with Students Like Ours	Median Elementary School
<b>Students (n=180)</b>				
Retention rate	2.7%	Up from 0.0%	1.1%	0.9%
Attendance rate	96.7%	Down from 96.9%	95.9%	96.3%
Served by gifted and talented program	0.5%	N/A	2.7%	7.2%
With disabilities	3.4%	N/A	13.5%	12.4%
Older than usual for grade	2.5%	N/A	3.0%	1.9%
Out-of-school suspensions or expulsions for violent and/or criminal offenses	0.0%	No Change	0.0%	0.0%
<b>Teachers (n=11)</b>				
Teachers with advanced degrees	81.8%	Up from 76.9%	60.0%	62.5%
Continuing contract teachers	81.8%	Down from 92.3%	76.6%	83.3%
Teachers returning from previous year	88.3%	Up from 85.3%	84.8%	88.3%
Teacher attendance rate	93.3%	Down from 93.6%	94.9%	95.0%
Average teacher salary*	\$48,381	Up 2.2%	\$46,124	\$48,193
Classes not taught by highly qualified teachers	0.0%	No Change	0.0%	0.0%
Professional development days/teacher	11.0 days	Up from 1.8 days	10.4 days	11.0 days
<b>School</b>				
Principal's years at school	17.0	Up from 16.0	4.0	4.0
Student-teacher ratio in core subjects	9.2 to 1	N/R	18.2 to 1	20.1 to 1
Prime instructional time	87.9%	Down from 89.1%	89.5%	90.0%
Opportunities in the arts	Good	Up from Fair	Good	Good
SACS accreditation	No	No Change	Yes	Yes
Parents attending conferences	69.0%	Down from 100.0%	100.0%	100.0%
Character development program	Average	Down from Good	Good	Excellent
Dollars spent per pupil**	\$9,419	Down 13.1%	\$8,246	\$7,364
Percent of expenditures for instruction**	58.0%	Down from 63.4%	67.0%	68.0%
Percent of expenditures for teacher salaries**	56.0%	Down from 62.4%	64.0%	66.0%
ESEA composite index score	72.8	Down from 93.1	71.5	88.0

\* Length of contract = 185+ days.

\*\* Prior year audited financial data available.

## REPORT OF PRINCIPAL AND SCHOOL IMPROVEMENT COUNCIL

Fennell Elementary School is a family and community school working and growing together with the community. We are elated with the growing level of parental engagement and community involvement. It is our mission to continue partnering with parents and the community to provide an educational program, within a positive learning environment, which challenges and stimulates the growth of the whole child to promote quality education.

Some of the achievements and accomplishments for the 2012-2013 school year are:

- A large school garden and outdoor classroom
- An A on the state annual school report card
- A third year Red Carpet School
- A 21st Century grant to provide enrichment in the arts and to improve math and reading skills
- A state of the art technology center
- An after-school tutorial assistance program
- A pool of volunteers to teach reading and math
- A donation to improve our academic program
- A Teacher Advance Program and two master teachers
- Donated kits and books to improve our robotics program
- Purchased and installed a state of the art greenhouse
- A school-wide visit to Beidler Wildlife Forest
- A reputable school climate and a beautiful school environment
- Installation of school cameras at all entrance doors
- A \$900.00 Bright Ideas Grant

We are committed to a quality education for all students. It is our goal to continue to give each child the opportunity to excel and grow in a loving and positive environment.

Maurice Alsing, Chairman of School Improvement Council  
Willie Coker, Principal

## EVALUATION RESULTS

	Teachers	Students*	Parents*
Number of surveys returned	11	17	9
Percent satisfied with learning environment	100%	70.6%	N/A
Percent satisfied with social and physical environment	100%	70.6%	N/A
Percent satisfied with school-home relations	81.9%	70.6%	N/A

\*Only students at the highest elementary school grade level at this school and their parents were included.

Comprehensive detail, including definitions of ratings, performance criteria, and explanations of status, is available on [www.ed.sc.gov](http://www.ed.sc.gov) and [www.eoc.sc.gov](http://www.eoc.sc.gov) as well as school and school district websites.

Printed versions are available from school districts upon request.

### Abbreviations Key

N/A Not Applicable N/AV Not Available N/C Not Collected N/R Not Reported I/S Insufficient Sample TBD To be determined

NI Newly Identified CSI Continuing School Improvement CA Corrective Action RP Plan to Restructure R Restructure DELAY School Improvement Status HOLD School Improvement Status