



# SC Annual School Report Card Summary

Varnville Elementary School  
 Hampton 1  
 Grades: PK-3 Enrollment: 286  
 Principal: Donna G. Kinard  
 Superintendent: Douglas E. McTeer, Jr.  
 Board Chair: Libby Murdaugh

## PERFORMANCE

Comprehensive detail, including definitions of ratings, performance criteria, and explanations of status, is available on [www.ed.sc.gov](http://www.ed.sc.gov) and [www.eoc.sc.gov](http://www.eoc.sc.gov) as well as school and school district websites. Printed versions are available from school districts upon request.

YEAR	ABSOLUTE RATING	GROWTH RATING	PALMETTO GOLD AND SILVER AWARD		ESEA/FEDERAL ACCOUNTABILITY RATING SYSTEM	
			General Performance	Closing the Gap	ESEA Grade	Accountability Indicator
2013	Good	Below Average	TBD	TBD	A	Reward
2012	Good	Below Average	N/A	N/A	A	Reward
2011	Good	Excellent	Gold	N/A	Met	N/A

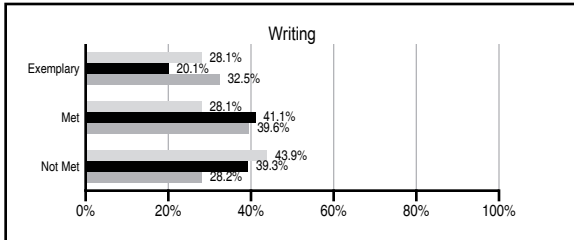
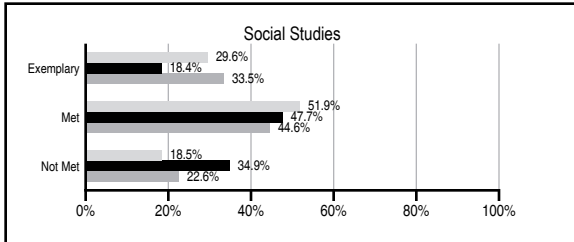
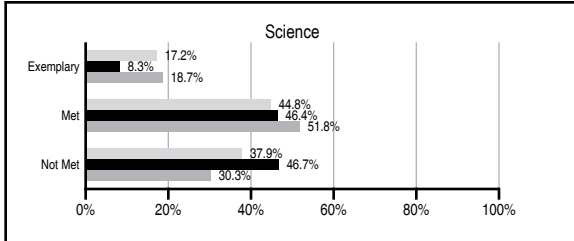
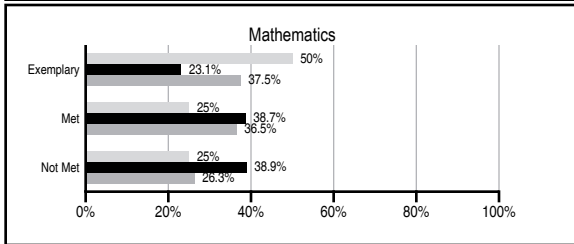
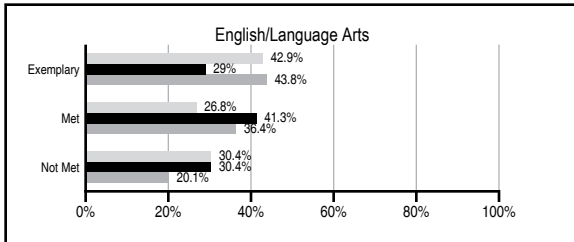
## ABSOLUTE RATINGS OF ELEMENTARY SCHOOLS WITH STUDENTS LIKE OURS\*

EXCELLENT	GOOD	AVERAGE	BELOW AVERAGE	AT-RISK
2	14	113	47	15

\* Ratings are calculated with data available by 11/07/2013. Schools with Students Like Ours are Elementary Schools with Poverty Indices of no more than 5% above or below the index for this school.

## PASS PERFORMANCE

Our School
  Elementary Schools with Students Like Ours
  Elementary schools statewide



## NAEP PERFORMANCE\*

\* Performance reported for SC and nation, data not available at school level. Percentages at NAEP Achievement Levels.



## SC PERFORMANCE VISION

*By 2020 all students will graduate with the knowledge and skills necessary to compete successfully in the global economy, participate in a democratic society and contribute positively as members of families and communities.*

### Abbreviations Key

N/A Not Applicable N/AV Not Available N/C Not Collected N/R Not Reported I/S Insufficient Sample TBD To be determined

# Varnville Elementary School [Hampton 1]

## SCHOOL PROFILE

	Our School	Change from Last Year	Elementary Schools with Students Like Ours	Median Elementary School
<b>Students (n=286)</b>				
Retention rate	1.7%	Down from 5.7%	1.2%	0.9%
Attendance rate	95.7%	Down from 95.9%	95.9%	96.3%
Served by gifted and talented program	0.3%	N/A	2.8%	7.2%
With disabilities	10.1%	N/A	13.6%	12.4%
Older than usual for grade	1.4%	N/A	2.9%	1.9%
Out-of-school suspensions or expulsions for violent and/or criminal offenses	0.7%	Up from 0.0%	0.0%	0.0%
<b>Teachers (n=26)</b>				
Teachers with advanced degrees	69.2%	Up from 63.0%	60.0%	62.5%
Continuing contract teachers	76.9%	Down from 85.2%	76.7%	83.3%
Teachers returning from previous year	84.6%	Down from 91.2%	84.9%	88.3%
Teacher attendance rate	92.4%	N/R	94.9%	95.0%
Average teacher salary*	\$45,490	Up 0.7%	\$46,205	\$48,193
Classes not taught by highly qualified teachers	0.0%	No Change	0.0%	0.0%
Professional development days/teacher	12.2 days	Up from 9.9 days	10.4 days	11.0 days
<b>School</b>				
Principal's years at school	9.0	Up from 8.0	4.0	4.0
Student-teacher ratio in core subjects	20.3 to 1	Up from 16.6 to 1	18.2 to 1	20.1 to 1
Prime instructional time	87.2%	N/R	89.5%	90.0%
Opportunities in the arts	Good	No Change	Good	Good
SACS accreditation	No	No Change	Yes	Yes
Parents attending conferences	100.0%	No Change	100.0%	100.0%
Character development program	Excellent	No Change	Excellent	Excellent
Dollars spent per pupil**	\$7,044	Down 17.0%	\$8,297	\$7,364
Percent of expenditures for instruction**	73.0%	Up from 71.5%	67.5%	68.0%
Percent of expenditures for teacher salaries**	70.0%	Up from 67.7%	64.0%	66.0%
ESEA composite index score	94.3	Up from 93.1	72.7	88.0

\* Length of contract = 185+ days.

\*\* Prior year audited financial data available.

## EVALUATION RESULTS

	Teachers	Students*	Parents*
Number of surveys returned	21	63	39
Percent satisfied with learning environment	85.7%	85.7%	89.7%
Percent satisfied with social and physical environment	85.7%	80.3%	85.3%
Percent satisfied with school-home relations	76.2%	68.3%	90%

\*Only students at the highest elementary school grade level at this school and their parents were included.

Comprehensive detail, including definitions of ratings, performance criteria, and explanations of status, is available on [www.ed.sc.gov](http://www.ed.sc.gov) and [www.eoc.sc.gov](http://www.eoc.sc.gov) as well as school and school district websites.

Printed versions are available from school districts upon request.

## REPORT OF PRINCIPAL AND SCHOOL IMPROVEMENT COUNCIL

Varnville Elementary School (VES) is very proud of our accomplishments and excited to share our recognitions and activities from our 2012-2013 school year. Based on the ESEA waiver that was granted for grading, VES is pleased to announce we received an "A" with a point grade of 93.1. We were also recognized as a Title I Reward School for Performance, being among the highest performing Title I schools in a given year. Our report card Absolute Grade was Good. Almost 80% of our students scored Exemplary or Met on PASS Math and Reading.

VES had several teachers receive Palmetto Bright Ideas grants totaling \$3,230 and a teacher received a Donors Choose grant for a classroom learning rug. We have 6 NBCT's on our staff. We participated in the Literacy Matters Pilot Project: High Progress Classrooms through the SDE this year. A literacy specialist provided support at least two times a month helping us understand and implement the elements of high-progress literacy classrooms along with analyzing data to help guide our instruction. Teachers continued their instructional and professional growth by participating in our weekly Study Groups. We focused on the Common Core and areas of interest as indicated by teacher surveys. We continue to use data to drive our instruction and to help make decisions for what is best for our students. Through grade level weekly collaboration, school and district level workshops and early out professional development days, we present and share information on best teaching strategies.

Our commitment to providing the best educational experiences begins with our four Child Development Educational Pilot Program classes. Using "Breakthrough to Literacy" provides each child a home library of at least 20 books by the end of the year. Now in our 4th year of Positive Behavior Interventions and Support (PBIS), we remain a PBIS "Ribbon" school. The school culture promotes positive reinforcement of the VES school-wide expectations...Can Be Responsible, Use our Minds, Be Respectful, and Stay Safe. Our goal is to consistently teach proper procedures & behaviors rewarding students with 'positive bear paws' for their on-task behavior.

We participated in many service and community projects throughout the year giving our students the opportunity to learn the value of service to others. The third grade students presented a program and decorated the town's Christmas tree for Arbor Day. Students got to jump for the "Jump Rope For Heart" (AHA) by making donations and learning about how this helps individuals with heart disease. The VES Relay for Life team raised over \$3,500 (a school record) and was recognized as a Bronze Team and received an Outstanding School Award. VES recognized our community veterans on Veterans Day and the retirees of education in our district with a special luncheon in their honor. Volunteers are recognized with a breakfast at the end of the year.

A super dance program was performed by our second grade students under the direction of Mr. Karl Singletary, artist-in-residence. Mr. Buren Martin and the Baillie Players helped our students perform "Little Red Riding Hood" and it was truly a hit.

The commitment of our community, parents, students, SIC, PTO, and staff help every child reach their potential. "We do our best at VES...Read and Succeed!"

Kristin Rentz - SIC Chair  
Principal

Donna G. Kinard-  
Principal

### Abbreviations Key

N/A Not Applicable N/AV Not Available N/C Not Collected N/R Not Reported I/S Insufficient Sample TBD To be determined

NI Newly Identified CSI Continuing School Improvement CA Corrective Action RP Plan to Restructure R Restructure DELAY School Improvement Status HOLD School Improvement Status