



SC Annual School Report Card Summary

Hampton Elementary School
 Hampton 1
 Grades: 4-6 Enrollment: 391
 Principal: Bonnie J. Wilson
 Superintendent: Douglas E. McTeer, Jr.
 Board Chair: Libby Murdaugh

PERFORMANCE

Comprehensive detail, including definitions of ratings, performance criteria, and explanations of status, is available on www.ed.sc.gov and www.eoc.sc.gov as well as school and school district websites. Printed versions are available from school districts upon request.

YEAR	ABSOLUTE RATING	GROWTH RATING	PALMETTO GOLD AND SILVER AWARD		ESEA/FEDERAL ACCOUNTABILITY RATING SYSTEM	
			General Performance	Closing the Gap	ESEA Grade	Accountability Indicator
2013	Average	Average	TBD	TBD	B	N/A
2012	Average	Average	N/A	N/A	B	Reward
2011	Average	Average	Silver	N/A	Not Met	RP

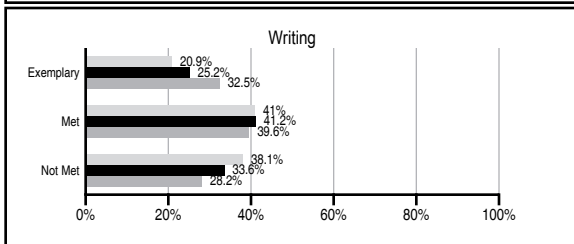
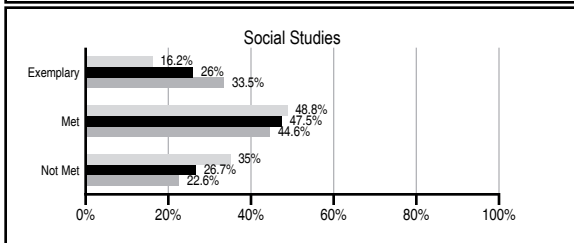
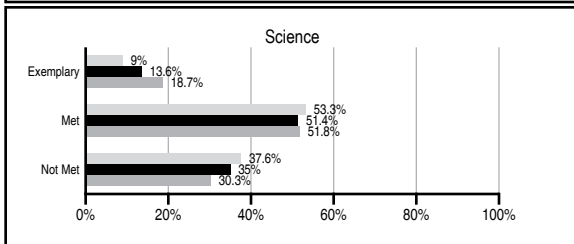
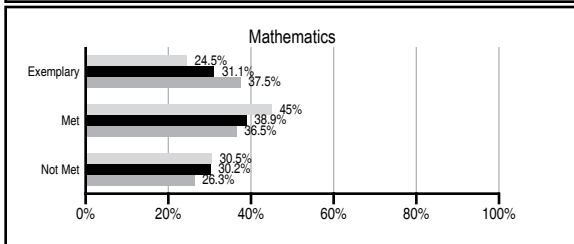
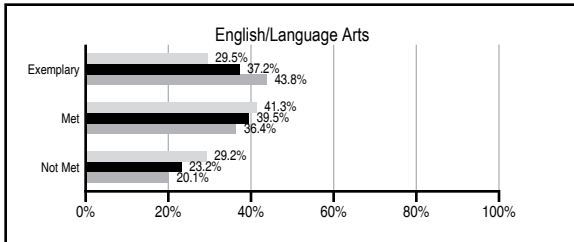
ABSOLUTE RATINGS OF ELEMENTARY SCHOOLS WITH STUDENTS LIKE OURS*

EXCELLENT	GOOD	AVERAGE	BELOW AVERAGE	AT-RISK
10	22	94	10	1

* Ratings are calculated with data available by 11/07/2013. Schools with Students Like Ours are Elementary Schools with Poverty Indices of no more than 5% above or below the index for this school.

PASS PERFORMANCE

Our School
 Elementary Schools with Students Like Ours
 Elementary schools statewide



NAEP PERFORMANCE*

* Performance reported for SC and nation, data not available at school level. Percentages at NAEP Achievement Levels.



SC PERFORMANCE VISION

By 2020 all students will graduate with the knowledge and skills necessary to compete successfully in the global economy, participate in a democratic society and contribute positively as members of families and communities.

Abbreviations Key

N/A Not Applicable N/AV Not Available N/C Not Collected N/R Not Reported I/S Insufficient Sample TBD To be determined

Hampton Elementary School [Hampton 1]

SCHOOL PROFILE

	Our School	Change from Last Year	Elementary Schools with Students Like Ours	Median Elementary School
Students (n=391)				
Retention rate	0.7%	Down from 1.2%	1.2%	0.9%
Attendance rate	95.9%	Down from 96.2%	96.0%	96.3%
Served by gifted and talented program	6.0%	N/A	5.5%	7.2%
With disabilities	10.5%	N/A	14.0%	12.4%
Older than usual for grade	8.5%	N/A	2.5%	1.9%
Out-of-school suspensions or expulsions for violent and/or criminal offenses	0.0%	No Change	0.0%	0.0%
Teachers (n=26)				
Teachers with advanced degrees	65.4%	Up from 63.0%	61.1%	62.5%
Continuing contract teachers	96.2%	Down from 96.3%	83.3%	83.3%
Teachers returning from previous year	85.2%	Down from 91.4%	88.0%	88.3%
Teacher attendance rate	95.0%	Down from 99.7%	94.6%	95.0%
Average teacher salary*	\$47,816	Up 1.4%	\$47,473	\$48,193
Classes not taught by highly qualified teachers	8.3%	Up from 0.0%	0.0%	0.0%
Professional development days/teacher	16.6 days	Up from 8.9 days	11.1 days	11.0 days
School				
Principal's years at school	1.0	Down from 9.0	5.0	4.0
Student-teacher ratio in core subjects	15.3 to 1	Down from 21.3 to 1	19.9 to 1	20.1 to 1
Prime instructional time	89.6%	Down from 95.2%	89.5%	90.0%
Opportunities in the arts	Good	No Change	Good	Good
SACS accreditation	No	No Change	Yes	Yes
Parents attending conferences	96.8%	Up from 96.6%	100.0%	100.0%
Character development program	Good	Up from Average	Excellent	Excellent
Dollars spent per pupil**	\$7,086	Down 24.1%	\$7,378	\$7,364
Percent of expenditures for instruction**	67.0%	Up from 53.6%	68.0%	68.0%
Percent of expenditures for teacher salaries**	65.0%	Up from 51.6%	65.0%	66.0%
ESEA composite index score	80.2	Down from 86.0	82.3	88.0

* Length of contract = 185+ days.

** Prior year audited financial data available.

EVALUATION RESULTS

	Teachers	Students*	Parents*
Number of surveys returned	25	122	66
Percent satisfied with learning environment	96%	72.1%	89.4%
Percent satisfied with social and physical environment	84%	73.2%	86.4%
Percent satisfied with school-home relations	60%	74%	84.3%

*Only students at the highest elementary school grade level at this school and their parents were included.

REPORT OF PRINCIPAL AND SCHOOL IMPROVEMENT COUNCIL

Hampton Elementary School's (HES) focus for the 2012-2013 school year has been on reflective teaching and student engagement. Our faculty is committed to growing ourselves as learners and to continuous school improvement.

We are a second year TAP, the system for teacher and student advancement, school. Through this effort we have developed a TAP leadership team comprised of the principal, assistant principal, master teacher, and mentor teachers. As part of our commitment to growing our knowledge, the Leadership team and all career teachers meet weekly for focused, targeted professional development. The TAP leadership team meets weekly to analyze data including observations, self-reflection, assessments, etc... in order to plan meaningful professional development. In addition to professional development, our faculty collaborates weekly to share research based strategies. Our vision is through intentional planning and engaging instruction, we will inspire our students to be life-long learners and problem solvers.

Character education is an important part of our daily school life as we work to build good citizens who are caring, responsible, and trustworthy. Through the guidance department and career teachers, character education is embedded into classroom curriculum. It is our goal for our students to become responsible citizens who go out each day and make the right choices. To constantly encourage the behavior and choices we are seeking, we offer our students positive behavior incentives. Some of these include daily intramurals at recess, periodic field trips, dances, and sports tournaments.

HES provides opportunities for students to participate in fine arts activities such as After School Chorus and the production of plays. This year we also established two basketball teams to compete against other elementary schools in our district.

HES embraces working as a team with our parents and community members. We know working together brings far greater success for our students. With the assistance of our faculty, PTO, School Improvement Council and other community members, we hosted events for our community and fundraisers for our school. Through these combined efforts our school has improved our resources in all curriculum areas which significantly benefits our students. They now have more math manipulatives, conduct more hands-on science experiments, have access to more reading and writing materials as well as have more technology opportunities. A local faith based organization is making significant improvements to our outdoor recreational facilities which will provide our students with more enjoyable physical activity opportunities. Through a grant from the SC Department of Education all our students selected eight books of their choice to add to their personal libraries at home.

Comprehensive detail, including definitions of ratings, performance criteria, and explanations of status, is available on www.ed.sc.gov and www.eoc.sc.gov as well as school and school district websites.

Printed versions are available from school districts upon request.

Abbreviations Key

N/A Not Applicable N/AV Not Available N/C Not Collected N/R Not Reported I/S Insufficient Sample TBD To be determined

NI Newly Identified CSI Continuing School Improvement CA Corrective Action RP Plan to Restructure R Restructure DELAY School Improvement Status HOLD School Improvement Status