



SC Annual School Report Card Summary

BRUNSON ELEMENTARY
Hampton 1

Grades: K-6

Enrollment: 187

Principal: Mr. Gregory Ackerman

Superintendent: Douglas E. McTeer, Jr.

Board Chair: Libby Murdaugh

PERFORMANCE

Comprehensive detail, including definitions of ratings, performance criteria, and explanations of status, is available on www.ed.sc.gov and www.eoc.sc.gov as well as school and school district websites. Printed versions are available from school districts upon request.

YEAR	ABSOLUTE RATING	GROWTH RATING	PALMETTO GOLD AND SILVER AWARD		ESEA/FEDERAL ACCOUNTABILITY RATING SYSTEM	
			General Performance	Closing the Gap	ESEA Grade	Accountability Indicator
2013	Good	Below Average	TBD	TBD	B	Reward
2012	Good	Excellent	Gold	N/A	A	Reward
2011	Average	Average	Silver	N/A	Not Met	N/A

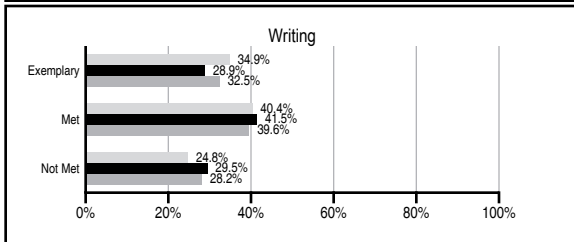
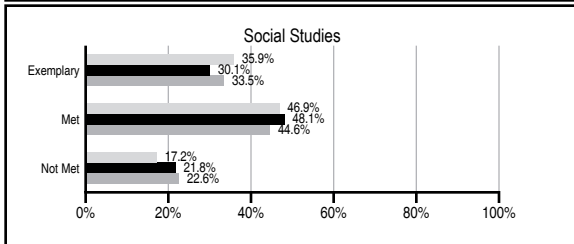
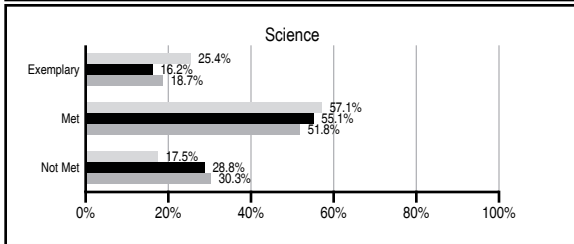
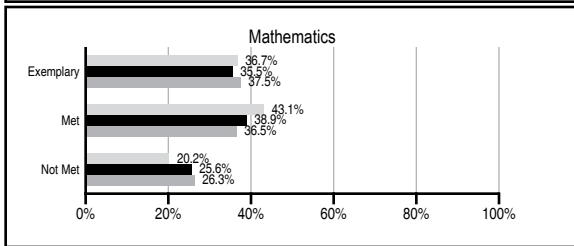
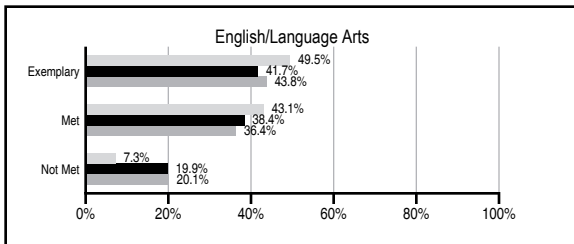
ABSOLUTE RATINGS OF ELEMENTARY SCHOOLS WITH STUDENTS LIKE OURS*

EXCELLENT	GOOD	AVERAGE	BELOW AVERAGE	AT-RISK
13	42	64	3	0

* Ratings are calculated with data available by 11/07/2013. Schools with Students Like Ours are Elementary Schools with Poverty Indices of no more than 5% above or below the index for this school.


PASS PERFORMANCE

Our School
 Elementary Schools with Students Like Ours
 Elementary schools statewide



NAEP PERFORMANCE*

* Performance reported for SC and nation, data not available at school level. Percentages at NAEP Achievement Levels.



SC PERFORMANCE VISION

By 2020 all students will graduate with the knowledge and skills necessary to compete successfully in the global economy, participate in a democratic society and contribute positively as members of families and communities.

Abbreviations Key

N/A Not Applicable N/AV Not Available N/C Not Collected N/R Not Reported I/S Insufficient Sample TBD To be determined

BRUNSON ELEMENTARY [Hampton 1]

SCHOOL PROFILE

	Our School	Change from Last Year	Elementary Schools with Students Like Ours	Median Elementary School
Students (n=187)				
Retention rate	3.9%	Up from 2.7%	1.2%	0.9%
Attendance rate	98.1%	Up from 97.5%	96.1%	96.3%
Served by gifted and talented program	5.6%	N/A	7.0%	7.2%
With disabilities	6.7%	N/A	14.1%	12.4%
Older than usual for grade	6.2%	N/A	2.4%	1.9%
Out-of-school suspensions or expulsions for violent and/or criminal offenses	N/R	N/R	0.0%	0.0%
Teachers (n=13)				
Teachers with advanced degrees	61.5%	Down from 69.2%	61.5%	62.5%
Continuing contract teachers	92.3%	Down from 100.0%	85.2%	83.3%
Teachers returning from previous year	90.8%	No Change	89.1%	88.3%
Teacher attendance rate	95.6%	Down from 96.0%	94.6%	95.0%
Average teacher salary*	\$47,593	Up 3.2%	\$48,608	\$48,193
Classes not taught by highly qualified teachers	0.0%	Down from 12.9%	0.0%	0.0%
Professional development days/teacher	N/R	N/R	11.5 days	11.0 days
School				
Principal's years at school	N/R	N/R	4.5	4.0
Student-teacher ratio in core subjects	N/R	N/R	20.0 to 1	20.1 to 1
Prime instructional time	93.4%	Up from 92.5%	89.6%	90.0%
Opportunities in the arts	N/R	N/R	Good	Good
SACS accreditation	N/R	N/R	Yes	Yes
Parents attending conferences	N/R	N/R	100.0%	100.0%
Character development program	N/R	N/R	Excellent	Excellent
Dollars spent per pupil**	\$9,407	Up 10.4%	\$7,514	\$7,364
Percent of expenditures for instruction**	61.0%	Down from 65.0%	67.0%	68.0%
Percent of expenditures for teacher salaries**	58.0%	Down from 63.1%	65.0%	66.0%
ESEA composite index score	89.2	Down from 98.9	87.3	88.0

* Length of contract = 185+ days.

** Prior year audited financial data available.

EVALUATION RESULTS

	Teachers	Students*	Parents*
Number of surveys returned	8	29	24
Percent satisfied with learning environment	75%	93.1%	87.5%
Percent satisfied with social and physical environment	87.5%	90%	100%
Percent satisfied with school-home relations	87.5%	93.3%	87.5%

*Only students at the highest elementary school grade level at this school and their parents were included.

REPORT OF PRINCIPAL AND SCHOOL IMPROVEMENT COUNCIL

2011 was another fantastic year for the teachers and students at Brunson Elementary. Brunson Elementary received the Palmetto Silver award for academic performance in 2011. Brunson Elementary students have traditionally done well in academics, and had a strong fine arts program, but the Arts in the Basic Curriculum grant has enabled our students to go beyond the typical elementary school fine arts curriculum. The ABC grant has helped us get artists-in-residence such as a contemporary dance teacher and drama instructors that direct productions like, "The Snow Queen" and "Wizard of Oz". Through the hard work of our dedicated teachers, students worked with dance and drama artists-in-residence on four theatrical productions. Our annual dessert theater is always an anticipated production with polished performances from our talented students. Brunson Elementary Steel Drum Band under the direction of our music teacher performed on a number of occasions, as well as the Brunson Elementary School Chorus. Hampton School District One was recently awarded a 21st Century After School Grant that provided additional funding for Brunson Elementary teachers to help tutor students before and after school. This grant enabled students to continue to participate in drama, chorus, music, art, and robotics after school, in addition to academic tutoring. During the tutoring sessions, students focused on the basic skills in Math and ELA for a better understanding of their class work, while furthering their academics. The Exxon/Mobile grant provided student incentives for things such as "Warrior Buck" celebrations. This positive behavior program focused on rewarding good behavior. Pizza, pencils, ribbons, stickers, and other incentives were available for students who did well in class. Brunson Elementary teachers received several Bright Ideas grants for math and science supplies. We are currently in the second year with the Teacher and Student Advancement Program and the teachers and students are becoming much more comfortable with this rigorous instructional approach. This research based program uses ongoing staff development of the best practices in education. Brunson Elementary is able to employ two Master teachers to constantly guide teachers in instruction and keep track of student achievement. Our PTO has been actively involved the entire school year and with numerous fund raising activities, such as the fall festival, we have been able to make improvements to the school. Just this past year a basketball court was added to the playground through the efforts of community and parent volunteers. One of the biggest reasons Brunson Elementary students have been so successful in academics and the arts is the continued support of local businesses and our parents.

Greg Ackerman, Principal
Staphne Wing, SIC Chair

Comprehensive detail, including definitions of ratings, performance criteria, and explanations of status, is available on www.ed.sc.gov and www.eoc.sc.gov as well as school and school district websites.

Printed versions are available from school districts upon request.

Abbreviations Key

N/A Not Applicable N/AV Not Available N/C Not Collected N/R Not Reported I/S Insufficient Sample TBD To be determined
NI Newly Identified CSI Continuing School Improvement CA Corrective Action RP Plan to Restructure R Restructure DELAY School Improvement Status HOLD School Improvement Status