

# SC Annual School Report Card Summary

Ninety Six Elementary School  
 Greenwood 52  
 Grades: 3-5 Enrollment: 360  
 Principal: Jane T. Calhoun  
 Superintendent: Dr. Mark Petersen  
 Board Chair: Sam Corley

## PERFORMANCE

Comprehensive detail, including definitions of ratings, performance criteria, and explanations of status, is available on [www.ed.sc.gov](http://www.ed.sc.gov) and [www.eoc.sc.gov](http://www.eoc.sc.gov) as well as school and school district websites. Printed versions are available from school districts upon request.

YEAR	ABSOLUTE RATING	GROWTH RATING	PALMETTO GOLD AND SILVER AWARD		ESEA/FEDERAL ACCOUNTABILITY RATING SYSTEM	
			General Performance	Closing the Gap	ESEA Grade	Accountability Indicator
2013	Excellent	Good	TBD	TBD	A	N/A
2012	Excellent	Excellent	Gold	N/A	A	Focus
2011	Excellent	Excellent	Gold	Silver	Met	N/A

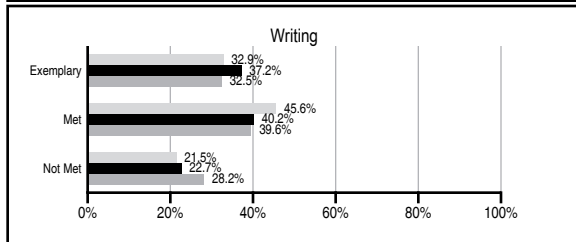
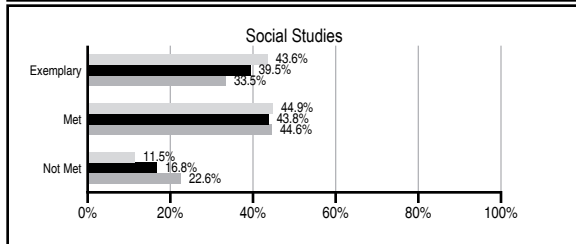
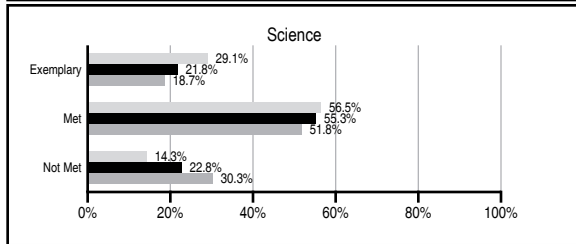
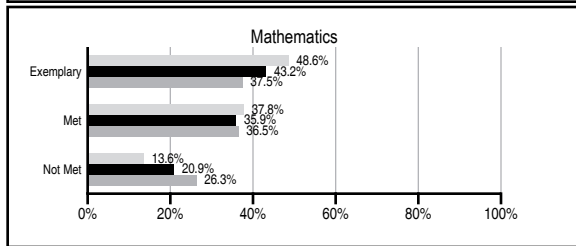
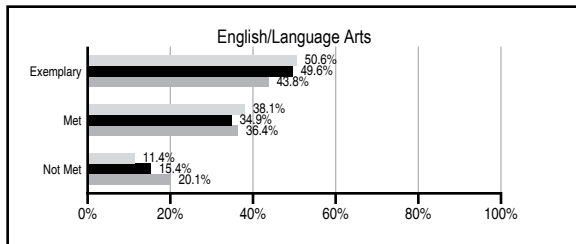
## ABSOLUTE RATINGS OF ELEMENTARY SCHOOLS WITH STUDENTS LIKE OURS\*

EXCELLENT	GOOD	AVERAGE	BELOW AVERAGE	AT-RISK
42	39	23	0	1

\* Ratings are calculated with data available by 11/07/2013. Schools with Students Like Ours are Elementary Schools with Poverty Indices of no more than 5% above or below the index for this school.



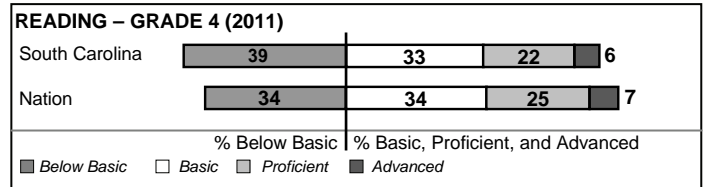
## PASS PERFORMANCE

Our School  
 Elementary Schools with Students Like Ours  
 Elementary schools statewide



## NAEP PERFORMANCE\*

\* Performance reported for SC and nation, data not available at school level. Percentages at NAEP Achievement Levels.



## SC PERFORMANCE VISION

*By 2020 all students will graduate with the knowledge and skills necessary to compete successfully in the global economy, participate in a democratic society and contribute positively as members of families and communities.*

### Abbreviations Key

N/A Not Applicable N/AV Not Available N/C Not Collected N/R Not Reported I/S Insufficient Sample TBD To be determined

# Ninety Six Elementary School [Greenwood 52]

## SCHOOL PROFILE

	Our School	Change from Last Year	Elementary Schools with Students Like Ours	Median Elementary School
<b>Students (n=360)</b>				
Retention rate	0.8%	Up from 0.6%	1.1%	0.9%
Attendance rate	96.5%	Down from 96.7%	96.3%	96.3%
Served by gifted and talented program	21.9%	N/A	9.5%	7.2%
With disabilities	11.2%	N/A	12.3%	12.4%
Older than usual for grade	4.5%	N/A	1.9%	1.9%
Out-of-school suspensions or expulsions for violent and/or criminal offenses	0.0%	No Change	0.0%	0.0%
<b>Teachers (n=22)</b>				
Teachers with advanced degrees	81.8%	Up from 81.0%	63.9%	62.5%
Continuing contract teachers	95.5%	Down from 100.0%	86.8%	83.3%
Teachers returning from previous year	94.7%	Down from 96.8%	89.4%	88.3%
Teacher attendance rate	95.4%	Down from 96.3%	95.0%	95.0%
Average teacher salary*	\$49,228	Up 2.3%	\$49,206	\$48,193
Classes not taught by highly qualified teachers	0.0%	No Change	0.0%	0.0%
Professional development days/teacher	13.8 days	Down from 15.2 days	11.4 days	11.0 days
<b>School</b>				
Principal's years at school	13.0	Up from 12.0	6.0	4.0
Student-teacher ratio in core subjects	21.4 to 1	Down from 21.5 to 1	20.7 to 1	20.1 to 1
Prime instructional time	90.7%	Down from 91.5%	90.2%	90.0%
Opportunities in the arts	Good	No Change	Good	Good
SACS accreditation	Yes	No Change	Yes	Yes
Parents attending conferences	100.0%	No Change	100.0%	100.0%
Character development program	Excellent	No Change	Excellent	Excellent
Dollars spent per pupil**	\$6,966	Up 3.5%	\$6,965	\$7,364
Percent of expenditures for instruction**	64.0%	Down from 65.2%	68.0%	68.0%
Percent of expenditures for teacher salaries**	59.0%	Down from 61.1%	66.0%	66.0%
ESEA composite index score	95.3	Up from 90.4	90.0	88.0

\* Length of contract = 185+ days.

\*\* Prior year audited financial data available.

## EVALUATION RESULTS

	Teachers	Students*	Parents*
Number of surveys returned	22	128	109
Percent satisfied with learning environment	100%	83.6%	90.8%
Percent satisfied with social and physical environment	100%	77.7%	89.1%
Percent satisfied with school-home relations	100%	87.5%	87.2%

\*Only students at the highest elementary school grade level at this school and their parents were included.

## REPORT OF PRINCIPAL AND SCHOOL IMPROVEMENT COUNCIL

The Ninety Six Elementary School "Lions That ROAR" had an awesome year in 2012-2013! Our school-wide honors included: An overall Grade of "A" from the Federal Accountability System; Excellent in both Absolute Rating and Growth Rating on the 2012 EAA School Report Card; and, a 2011-2012 Palmetto Gold Award for General Performance and a 2011-2012 Palmetto Silver Award for Closing the Achievement Gap. Those recognitions highlight our academic achievement, and we give credit to those consistent honors to our dedicated faculty/staff, hard-working students, and supportive parents. We work together to achieve these successes!

Other recognitions indicate that we are successful in areas other than academics, and we are proud of those as well. They include: 2012 Silver Shining Star Award for Relay for Life Teams who collected between \$10,000 and \$14,999 – one of 7 schools in SC to receive the award; 2012 special recognition for the amount of money raised for Jump Rope/Hoops for Heart Program; and our 2013 school-wide project for United Way, including a volleyball tournament and a Mardi Gras-themed week of activities, raising \$2891. Our 2013 activities for Relay for Life and Jump Rope/Hoops for Heart were quite successful as well, and we are looking for more special recognition to come our way!

This was our third year of implementing PBIS (Positive Behavior Interventions and Supports), and we are so very proud of the effect PBIS continues to have on our students' attitudes and behavior. It is evident throughout our building that our students have an understanding of what it means to be Respectful, On Task, Always Prepared, and Responsible. The faith-based "Good News Club" continued for the second year, and was greatly successful as well.

Our teachers continued training for the International Baccalaureate program (IB) by attending off-site conferences and bi-weekly IB meetings at school. We continue to focus on Common Core, and will be involved in CCSS training during the summer of 2013. The faculty and staff of NSES continue to prepare themselves so that we can provide the best learning environment for our children. What a busy, fulfilling year 2012-2013 has been! The many academic successes and achievements, the service-oriented projects, and the overall positive climate of NSES are the results of a great faculty/staff, wonderful students, and parents who are involved. All of those things come together to make us proud NSES "Lions That ROAR"! Charlene Loudon, Principal  
Tonya Allison, SIC/PTO

Comprehensive detail, including definitions of ratings, performance criteria, and explanations of status, is available on [www.ed.sc.gov](http://www.ed.sc.gov) and [www.eoc.sc.gov](http://www.eoc.sc.gov) as well as school and school district websites.

Printed versions are available from school districts upon request.

### Abbreviations Key

N/A Not Applicable N/AV Not Available N/C Not Collected N/R Not Reported I/S Insufficient Sample TBD To be determined

NI Newly Identified CSI Continuing School Improvement CA Corrective Action RP Plan to Restructure R Restructure DELAY School Improvement Status HOLD School Improvement Status