



SC Annual School Report Card Summary

Ware Shoals Elementary School
 Greenwood 51
 Grades: 4-6 Enrollment: 194
 Principal: Nancy Brown
 Superintendent: Dr. Fay S. sprouse
 Board Chair: Mr. Mark Lowe

PERFORMANCE

Comprehensive detail, including definitions of ratings, performance criteria, and explanations of status, is available on www.ed.sc.gov and www.eoc.sc.gov as well as school and school district websites. Printed versions are available from school districts upon request.

YEAR	ABSOLUTE RATING	GROWTH RATING	PALMETTO GOLD AND SILVER AWARD		ESEA/FEDERAL ACCOUNTABILITY RATING SYSTEM	
			General Performance	Closing the Gap	ESEA Grade	Accountability Indicator
2013	Excellent	Excellent	TBD	TBD	A	N/A
2012	Excellent	Excellent	Gold	Silver	A	N/A
2011	Good	Excellent	Gold	Silver	Met	N/A

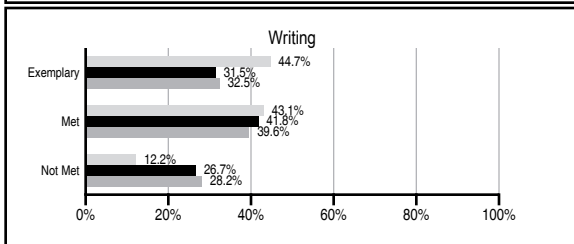
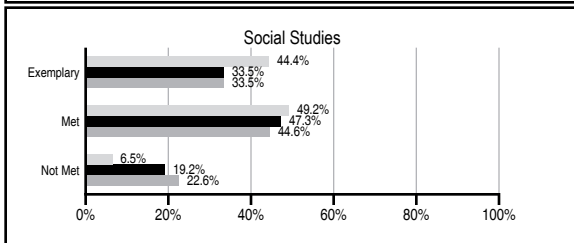
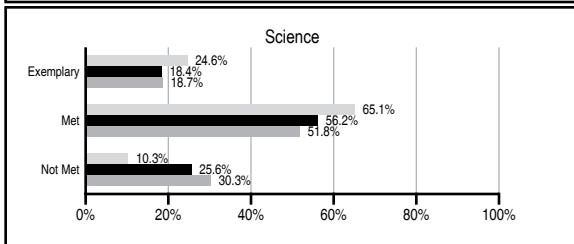
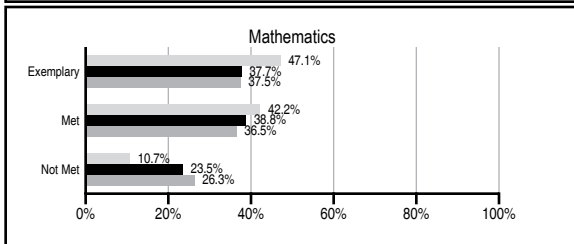
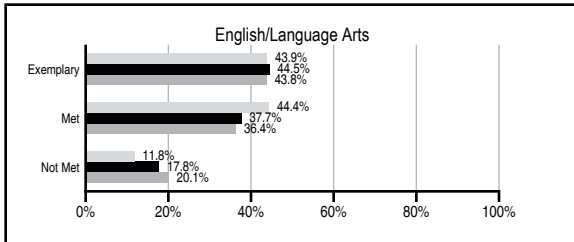
ABSOLUTE RATINGS OF ELEMENTARY SCHOOLS WITH STUDENTS LIKE OURS*

EXCELLENT	GOOD	AVERAGE	BELOW AVERAGE	AT-RISK
21	44	50	0	0

* Ratings are calculated with data available by 11/07/2013. Schools with Students Like Ours are Elementary Schools with Poverty Indices of no more than 5% above or below the index for this school.

PASS PERFORMANCE

Our School
 Elementary Schools with Students Like Ours
 Elementary schools statewide



NAEP PERFORMANCE*

* Performance reported for SC and nation, data not available at school level. Percentages at NAEP Achievement Levels.



SC PERFORMANCE VISION

By 2020 all students will graduate with the knowledge and skills necessary to compete successfully in the global economy, participate in a democratic society and contribute positively as members of families and communities.

Abbreviations Key

N/A Not Applicable N/AV Not Available N/C Not Collected N/R Not Reported I/S Insufficient Sample TBD To be determined

Ware Shoals Elementary School [Greenwood 51]

SCHOOL PROFILE

	Our School	Change from Last Year	Elementary Schools with Students Like Ours	Median Elementary School
Students (n=194)				
Retention rate	1.5%	Down from 2.9%	1.3%	0.9%
Attendance rate	96.8%	Down from 97.1%	96.2%	96.3%
Served by gifted and talented program	21.6%	N/A	7.9%	7.2%
With disabilities	19.6%	N/A	13.6%	12.4%
Older than usual for grade	6.0%	N/A	2.3%	1.9%
Out-of-school suspensions or expulsions for violent and/or criminal offenses	0.0%	Down from 2.0%	0.0%	0.0%
Teachers (n=10)				
Teachers with advanced degrees	70.0%	Up from 58.3%	62.5%	62.5%
Continuing contract teachers	100.0%	Up from 75.0%	85.7%	83.3%
Teachers returning from previous year	76.3%	Down from 79.9%	89.1%	88.3%
Teacher attendance rate	96.7%	Up from 95.9%	94.9%	95.0%
Average teacher salary*	\$40,287	Up 9.3%	\$48,696	\$48,193
Classes not taught by highly qualified teachers	0.0%	No Change	0.0%	0.0%
Professional development days/teacher	7.9 days	Down from 8.3 days	11.0 days	11.0 days
School				
Principal's years at school	9.0	Up from 8.0	5.0	4.0
Student-teacher ratio in core subjects	20.6 to 1	Down from 26.7 to 1	20.2 to 1	20.1 to 1
Prime instructional time	93.0%	Up from 91.9%	89.8%	90.0%
Opportunities in the arts	Good	No Change	Good	Good
SACS accreditation	Yes	Up from No	Yes	Yes
Parents attending conferences	100.0%	Up from 99.9%	100.0%	100.0%
Character development program	Excellent	No Change	Excellent	Excellent
Dollars spent per pupil**	\$7,775	Up 0.5%	\$7,097	\$7,364
Percent of expenditures for instruction**	50.0%	Down from 54.9%	68.0%	68.0%
Percent of expenditures for teacher salaries**	49.0%	Down from 53.2%	65.5%	66.0%
ESEA composite index score	100.0	Up from 93.2	88.2	88.0

* Length of contract = 185+ days.

** Prior year audited financial data available.

EVALUATION RESULTS

	Teachers	Students*	Parents*
Number of surveys returned	14	61	34
Percent satisfied with learning environment	100%	83.6%	97.1%
Percent satisfied with social and physical environment	92.9%	85.2%	87.8%
Percent satisfied with school-home relations	92.3%	85.2%	88.2%

*Only students at the highest elementary school grade level at this school and their parents were included.

Comprehensive detail, including definitions of ratings, performance criteria, and explanations of status, is available on www.ed.sc.gov and www.eoc.sc.gov as well as school and school district websites.

Printed versions are available from school districts upon request.

REPORT OF PRINCIPAL AND SCHOOL IMPROVEMENT COUNCIL

Ware Shoals Elementary School is a community dedicated to educational excellence. Our mission is to be the educational leader for the total community, preparing all students to be productive, contributing, and successful members of society. Ware Shoals Elementary has had an outstanding year! Ware Shoals Elementary School has been nominated as a National Blue Ribbon School. Ware Shoals Elementary falls into the Exemplary High Performing Schools category, meaning that our students scored within the top 15 percent of schools on the Palmetto Assessment of State Standards (PASS). Our rating on the State School Report Card was an Excellent Absolute Rating and an Excellent Improvement Rating. Our school received the Palmetto Gold Award for outstanding student academic performance and the Palmetto Silver Award for excellent results in closing the achievement gaps.

Ware Shoals Elementary School seeks to instill in our students respect for themselves as well as others and to promote the values accepted by our society. We feel our main purpose is to prepare our students academically. Building on previously acquired skills, we work with our students on developing critical thinking skills and applying their knowledge in solving more challenging problems. Ware Shoals Elementary School provides opportunities for students to make educational choices and work independently; however, we continue to supervise their work and monitor their academic and social skills. We believe in maintaining contact with parents and enlisting their assistance to assure educational success for each student.

To maximize academic achievement the following instructional tools are being used: Compass Learning Odyssey is a computerized program that allows teachers to create individual learning paths that address each student's unique challenges, MAP (Measures of Academic Progress) reflects the instructional level of students and measures their growth over time, and teachers are participating in professional development activities that support best practices in education.

Ware Shoals Elementary School students are held accountable to high standards of achievement. We recognize students' academic accomplishments through the Accelerated Reading Program, Semester Awards Day Programs, the District and Regional Spelling Bees, and the Beta Club. Students at Ware Shoals Elementary are given the opportunity to attend the Release Time Program. We have an active Student Council that continued our recycling program this year. Our students are also provided an opportunity to participate in service learning activities which allow our students to give back to the community. This year our service learning projects included Relay for Life, Ware Shoals United Community Service, Christmas is For Kids, and the Jump Rope for Heart, and the Ware Shoals Community Food Bank. Funds toward our goal were raised through school dances and contests held throughout the year.

The faculty and staff at Ware Shoals Elementary School are united in our efforts to develop our students socially, emotionally, and intellectually. A combined effort from a dedicated faculty and staff, concerned parents, and a supportive community assures that we are assisting students in reaching their full potential.

Nancy Brown, Principal WSES
BJ Pulley, SIC Chairperson

Abbreviations Key

N/A Not Applicable N/AV Not Available N/C Not Collected N/R Not Reported I/S Insufficient Sample TBD To be determined

NI Newly Identified CSI Continuing School Improvement CA Corrective Action RP Plan to Restructure R Restructure DELAY School Improvement Status HOLD School Improvement Status