



# SC Annual School Report Card Summary

**Mathews Elementary School**  
**Greenwood 50**  
**Grades: PK-5** Enrollment: 595  
**Principal: Amy Hildenbrand**  
**Superintendent: Darrell Johnson**  
**Board Chair: Shell Dula**

## PERFORMANCE

Comprehensive detail, including definitions of ratings, performance criteria, and explanations of status, is available on [www.ed.sc.gov](http://www.ed.sc.gov) and [www.eoc.sc.gov](http://www.eoc.sc.gov) as well as school and school district websites. Printed versions are available from school districts upon request.

YEAR	ABSOLUTE RATING	GROWTH RATING	PALMETTO GOLD AND SILVER AWARD		ESEA/FEDERAL ACCOUNTABILITY RATING SYSTEM	
			General Performance	Closing the Gap	ESEA Grade	Accountability Indicator
2013	Average	Average	TBD	TBD	D	N/A
2012	Average	Good	Silver	N/A	A	N/A
2011	Average	Average	Silver	N/A	Not Met	NI

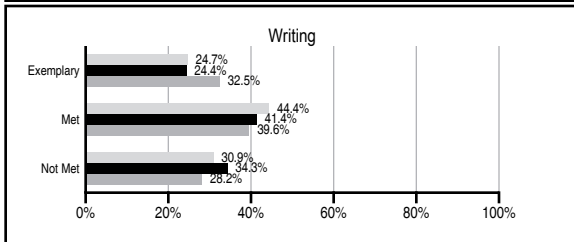
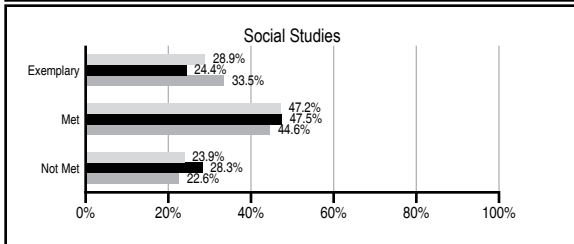
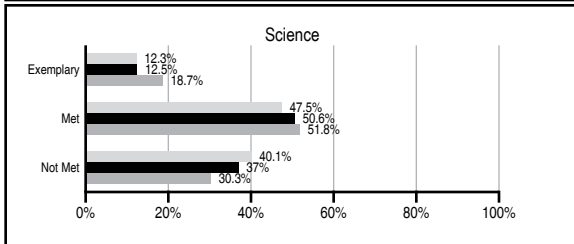
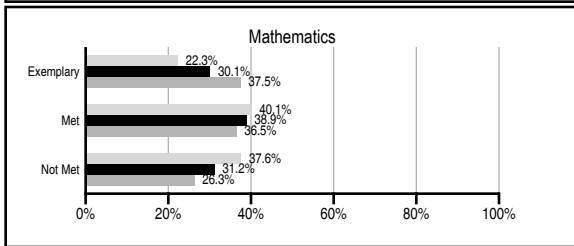
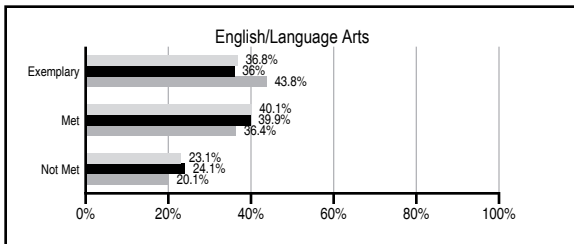
## ABSOLUTE RATINGS OF ELEMENTARY SCHOOLS WITH STUDENTS LIKE OURS\*

EXCELLENT	GOOD	AVERAGE	BELOW AVERAGE	AT-RISK
10	19	96	14	2

\* Ratings are calculated with data available by 11/07/2013. Schools with Students Like Ours are Elementary Schools with Poverty Indices of no more than 5% above or below the index for this school.

## PASS PERFORMANCE

Our School
  Elementary Schools with Students Like Ours
  Elementary schools statewide



## NAEP PERFORMANCE\*

\* Performance reported for SC and nation, data not available at school level. Percentages at NAEP Achievement Levels.



## SC PERFORMANCE VISION

*By 2020 all students will graduate with the knowledge and skills necessary to compete successfully in the global economy, participate in a democratic society and contribute positively as members of families and communities.*

### Abbreviations Key

N/A Not Applicable N/AV Not Available N/C Not Collected N/R Not Reported I/S Insufficient Sample TBD To be determined

# Mathews Elementary School [Greenwood 50]

## SCHOOL PROFILE

	Our School	Change from Last Year	Elementary Schools with Students Like Ours	Median Elementary School
<b>Students (n=595)</b>				
Retention rate	0.7%	Down from 2.2%	1.2%	0.9%
Attendance rate	95.8%	Down from 96.2%	96.0%	96.3%
Served by gifted and talented program	4.2%	N/A	4.9%	7.2%
With disabilities	11.4%	N/A	14.1%	12.4%
Older than usual for grade	2.6%	N/A	2.6%	1.9%
Out-of-school suspensions or expulsions for violent and/or criminal offenses	0.3%	Up from 0.0%	0.0%	0.0%
<b>Teachers (n=39)</b>				
Teachers with advanced degrees	71.8%	Up from 68.6%	60.9%	62.5%
Continuing contract teachers	92.3%	Down from 94.3%	82.9%	83.3%
Teachers returning from previous year	87.0%	Up from 84.8%	87.7%	88.3%
Teacher attendance rate	94.9%	Up from 94.6%	94.7%	95.0%
Average teacher salary*	\$45,516	Up 3.5%	\$47,320	\$48,193
Classes not taught by highly qualified teachers	0.0%	No Change	0.0%	0.0%
Professional development days/teacher	11.4 days	No Change	11.0 days	11.0 days
<b>School</b>				
Principal's years at school	1.0	Down from 5.0	4.0	4.0
Student-teacher ratio in core subjects	21.5 to 1	Up from 20.2 to 1	19.7 to 1	20.1 to 1
Prime instructional time	90.3%	Up from 90.0%	89.5%	90.0%
Opportunities in the arts	Good	No Change	Good	Good
SACS accreditation	Yes	No Change	Yes	Yes
Parents attending conferences	100.0%	No Change	100.0%	100.0%
Character development program	Excellent	No Change	Excellent	Excellent
Dollars spent per pupil**	\$6,969	Up 1.1%	\$7,511	\$7,364
Percent of expenditures for instruction**	71.0%	Up from 70.7%	68.0%	68.0%
Percent of expenditures for teacher salaries**	69.0%	Up from 67.2%	65.0%	66.0%
ESEA composite index score	66.0	Down from 92.1	80.9	88.0

\* Length of contract = 185+ days.

\*\* Prior year audited financial data available.

## EVALUATION RESULTS

	Teachers	Students*	Parents*
Number of surveys returned	41	72	53
Percent satisfied with learning environment	97.6%	86.1%	94.4%
Percent satisfied with social and physical environment	100%	90.3%	88.7%
Percent satisfied with school-home relations	92.9%	84.5%	98%

\*Only students at the highest elementary school grade level at this school and their parents were included.

## REPORT OF PRINCIPAL AND SCHOOL IMPROVEMENT COUNCIL

The children, parents, and staff at Mathews Elementary School work together because of a shared belief of "Teamwork makes dreams work." The combined effort of the students, teachers, parents, staff, and community partners are essential to fulfilling our collective vision of having all students being able to think, dream, believe and achieve to their fullest abilities. Our core instructional program is supported and enhanced by a variety of opportunities and initiatives that reflect our diverse school community.

Our Montessori Program, one of the many choice programs offered by Greenwood School District 50, is housed at Mathews. The Montessori Program is based on the philosophy that children have everything they need within themselves to learn and grow and is fueled by a hands-on, individual approach to learning. We currently have five classes serving students age three through fifth grade.

P.B.I.S. (Positive Behavior Interventions and Support) has continued at Mathews. We have school-wide expectations which emphasize that all students are ready, respectful, and responsible. Expectations are explicitly taught and uniformly reinforced through consistent consequences and positive reinforcements for all students.

We began the implementation of the Common Core Standards in reading and math for all students in grades kindergarten through fifth grade. We are continuing to strive to close the achievement gap while simultaneously raising the overall achievement for all students. We were very proud to receive the Palmetto Silver Award for two years running.

Professional Learning Communities continue to be cornerstone for the faculty and staff at Mathews. We come together weekly to discuss the needs of the students and to reflect on research-based initiatives and data. The continuous reflection of the data allows us to meet the individual needs of the students through research-supported strategies.

The Mathews' Step Team performed at the March of Dimes kick-off celebration during the walk-a-thon and at various community venues. The student body participated in several community service projects such as Red Ribbon Week, a school beautification project with Earth Day, March of Dimes, and the United Way. Our students are learning to give back to their community and to strive to make each day better for themselves and everyone around them. They are modeling our belief of "Teamwork makes dreams work."

Brian Perrin, SIC Chairperson  
Amy Hildenbrand, Principal

Comprehensive detail, including definitions of ratings, performance criteria, and explanations of status, is available on [www.ed.sc.gov](http://www.ed.sc.gov) and [www.eoc.sc.gov](http://www.eoc.sc.gov) as well as school and school district websites.

Printed versions are available from school districts upon request.

### Abbreviations Key

N/A Not Applicable N/AV Not Available N/C Not Collected N/R Not Reported I/S Insufficient Sample TBD To be determined

NI Newly Identified CSI Continuing School Improvement CA Corrective Action RP Plan to Restructure R Restructure DELAY School Improvement Status HOLD School Improvement Status