



SC Annual School Report Card Summary

Lakeview Elementary School
 Greenwood 50
 Grades: K-5 Enrollment: 518
 Principal: Christi Louden
 Superintendent: Darrell Johnson
 Board Chair: Shell Dula

PERFORMANCE

Comprehensive detail, including definitions of ratings, performance criteria, and explanations of status, is available on www.ed.sc.gov and www.eoc.sc.gov as well as school and school district websites. Printed versions are available from school districts upon request.

YEAR	ABSOLUTE RATING	GROWTH RATING	PALMETTO GOLD AND SILVER AWARD		ESEA/FEDERAL ACCOUNTABILITY RATING SYSTEM	
			General Performance	Closing the Gap	ESEA Grade	Accountability Indicator
2013	Excellent	Good	TBD	TBD	A	Focus
2012	Excellent	Average	Gold	Silver	A	Focus
2011	Good	Average	Silver	N/A	Not Met	N/A

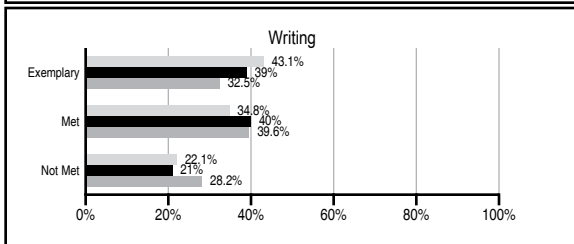
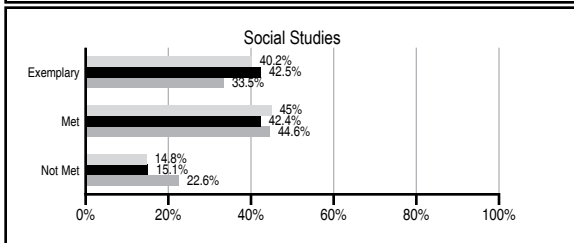
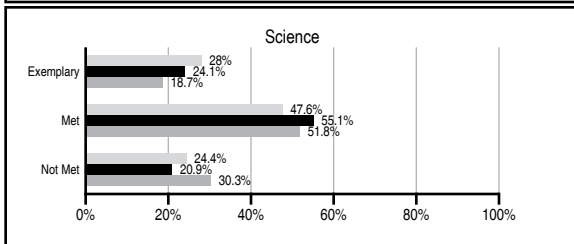
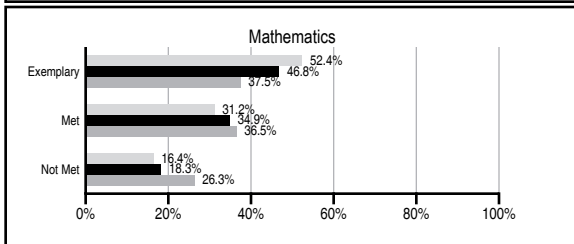
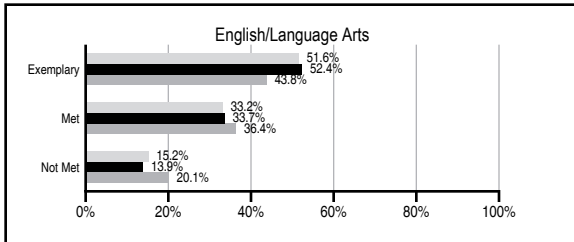
ABSOLUTE RATINGS OF ELEMENTARY SCHOOLS WITH STUDENTS LIKE OURS*

EXCELLENT	GOOD	AVERAGE	BELOW AVERAGE	AT-RISK
37	30	6	0	0

* Ratings are calculated with data available by 11/07/2013. Schools with Students Like Ours are Elementary Schools with Poverty Indices of no more than 5% above or below the index for this school.

PASS PERFORMANCE

Our School
 Elementary Schools with Students Like Ours
 Elementary schools statewide



NAEP PERFORMANCE*

* Performance reported for SC and nation, data not available at school level. Percentages at NAEP Achievement Levels.



SC PERFORMANCE VISION

By 2020 all students will graduate with the knowledge and skills necessary to compete successfully in the global economy, participate in a democratic society and contribute positively as members of families and communities.

Abbreviations Key

N/A Not Applicable N/AV Not Available N/C Not Collected N/R Not Reported I/S Insufficient Sample TBD To be determined

Lakeview Elementary School [Greenwood 50]

SCHOOL PROFILE

	Our School	Change from Last Year	Elementary Schools with Students Like Ours	Median Elementary School
Students (n=518)				
Retention rate	0.9%	Down from 1.1%	0.8%	0.9%
Attendance rate	96.4%	Down from 96.7%	96.5%	96.3%
Served by gifted and talented program	10.2%	N/A	10.1%	7.2%
With disabilities	12.8%	N/A	11.3%	12.4%
Older than usual for grade	2.4%	N/A	1.4%	1.9%
Out-of-school suspensions or expulsions for violent and/or criminal offenses	0.8%	Up from 0.0%	0.0%	0.0%
Teachers (n=32)				
Teachers with advanced degrees	75.0%	Up from 73.3%	64.2%	62.5%
Continuing contract teachers	93.8%	Down from 96.7%	85.2%	83.3%
Teachers returning from previous year	83.7%	Down from 84.6%	89.8%	88.3%
Teacher attendance rate	95.9%	Up from 90.9%	95.4%	95.0%
Average teacher salary*	\$50,878	Up 4.2%	\$49,248	\$48,193
Classes not taught by highly qualified teachers	0.0%	No Change	0.0%	0.0%
Professional development days/teacher	8.9 days	Up from 6.6 days	10.9 days	11.0 days
School				
Principal's years at school	2.0	Up from 1.0	5.0	4.0
Student-teacher ratio in core subjects	22.2 to 1	Down from 22.8 to 1	20.6 to 1	20.1 to 1
Prime instructional time	91.8%	Up from 86.7%	90.6%	90.0%
Opportunities in the arts	Good	No Change	Good	Good
SACS accreditation	Yes	No Change	Yes	Yes
Parents attending conferences	100.0%	No Change	100.0%	100.0%
Character development program	Excellent	No Change	Excellent	Excellent
Dollars spent per pupil**	\$6,507	Down 6.7%	\$6,955	\$7,364
Percent of expenditures for instruction**	69.0%	Down from 72.7%	69.0%	68.0%
Percent of expenditures for teacher salaries**	68.0%	Up from 63.6%	67.0%	66.0%
ESEA composite index score	98.3	Up from 97.3	90.9	88.0

* Length of contract = 185+ days.

** Prior year audited financial data available.

EVALUATION RESULTS

	Teachers	Students*	Parents*
Number of surveys returned	33	83	56
Percent satisfied with learning environment	87.8%	95.2%	89.3%
Percent satisfied with social and physical environment	90.6%	89.1%	93%
Percent satisfied with school-home relations	100%	89.2%	90.9%

*Only students at the highest elementary school grade level at this school and their parents were included.

REPORT OF PRINCIPAL AND SCHOOL IMPROVEMENT COUNCIL

Lakeview Elementary School is comprised of dedicated stakeholders who are committed to helping the school achieve its mission of effectively preparing our students for the future. Through the collaborative effort of our teachers, staff, parents, and administrators, we provide a warm and inviting environment that is conducive for teaching and learning. Our Positive Behavior Interventions and Support (PBIS) program establishes school-wide expectations of staying safe, taking responsibility, and acting respectfully. Character education is taught and emphasized by giving students the opportunity to participate in monthly character education lessons taught by the school counselor.

Students are rewarded for exhibiting specific character traits throughout the school year.

Lakeview provides a strong, research-based instructional program that builds the foundation of academic excellence. Teachers and administrators constantly reflect on teaching and learning, analyze student data, and collaborate within the professional learning community to make data-driven instructional decisions. Individual student needs are targeted with the use of differentiation, enrichment, and remediation.

Parent and community involvement are essential components that contribute to the success of Lakeview. Parents are active participants in our school family, and they have multiple opportunities to participate in the school throughout the year. Some of these opportunities include: Family Parenting Night, PTO, school volunteers, school carnival, Math and Science night, birthday lunches, book fairs, and our reading celebration. The Lakeview family serves our community by participating in a variety of service learning projects and fundraisers. These service projects include: March of Dimes, Relay for Life, Jump Rope for Heart, and canned food drives.

Lakeview Elementary School is committed to effectively preparing our students for the future. Through the continuous efforts of our teachers, staff, parents, and community members we will prepare our students for tomorrow's opportunities.

Connie Sanders, School Improvement Council Chair
Christi Loudon, Principal

Comprehensive detail, including definitions of ratings, performance criteria, and explanations of status, is available on www.ed.sc.gov and www.eoc.sc.gov as well as school and school district websites.

Printed versions are available from school districts upon request.

Abbreviations Key

N/A Not Applicable N/AV Not Available N/C Not Collected N/R Not Reported I/S Insufficient Sample TBD To be determined

NI Newly Identified CSI Continuing School Improvement CA Corrective Action RP Plan to Restructure R Restructure DELAY School Improvement Status HOLD School Improvement Status