



SC Annual School Report Card Summary

Eleanor S. Rice Elementary
 Greenwood 50
 Grades: K-5 Enrollment: 425
 Principal: Julian Gale
 Superintendent: Darrell Johnson
 Board Chair: Shell Dula

PERFORMANCE

Comprehensive detail, including definitions of ratings, performance criteria, and explanations of status, is available on www.ed.sc.gov and www.eoc.sc.gov as well as school and school district websites. Printed versions are available from school districts upon request.

YEAR	ABSOLUTE RATING	GROWTH RATING	PALMETTO GOLD AND SILVER AWARD		ESEA/FEDERAL ACCOUNTABILITY RATING SYSTEM	
			General Performance	Closing the Gap	ESEA Grade	Accountability Indicator
2013	Average	Average	TBD	TBD	B	Reward
2012	Average	Average	N/A	N/A	B	N/A
2011	Average	Average	N/A	N/A	Not Met	N/A

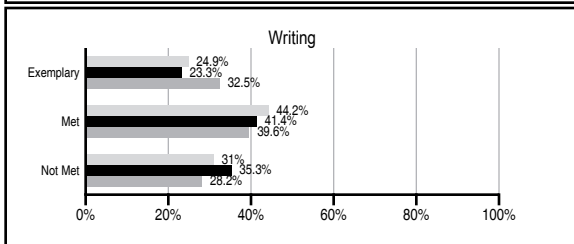
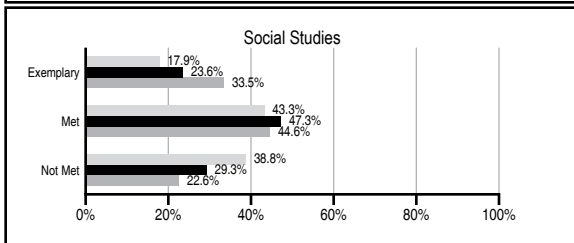
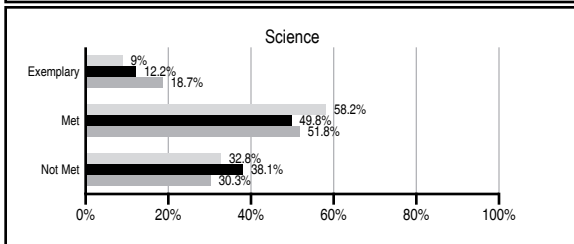
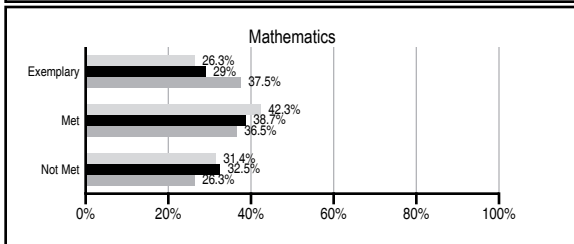
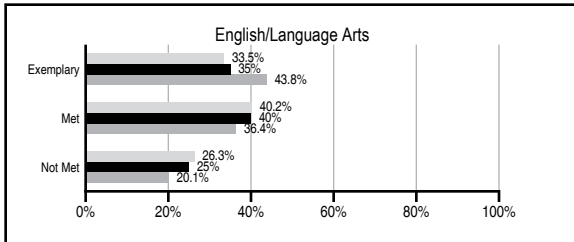
ABSOLUTE RATINGS OF ELEMENTARY SCHOOLS WITH STUDENTS LIKE OURS*

EXCELLENT	GOOD	AVERAGE	BELOW AVERAGE	AT-RISK
9	15	94	17	3

* Ratings are calculated with data available by 11/07/2013. Schools with Students Like Ours are Elementary Schools with Poverty Indices of no more than 5% above or below the index for this school.

PASS PERFORMANCE

Our School
 Elementary Schools with Students Like Ours
 Elementary schools statewide



NAEP PERFORMANCE*

* Performance reported for SC and nation, data not available at school level. Percentages at NAEP Achievement Levels.



SC PERFORMANCE VISION

By 2020 all students will graduate with the knowledge and skills necessary to compete successfully in the global economy, participate in a democratic society and contribute positively as members of families and communities.

Abbreviations Key

N/A Not Applicable N/AV Not Available N/C Not Collected N/R Not Reported I/S Insufficient Sample TBD To be determined

Eleanor S. Rice Elementary [Greenwood 50]

SCHOOL PROFILE

	Our School	Change from Last Year	Elementary Schools with Students Like Ours	Median Elementary School
Students (n=425)				
Retention rate	0.9%	Up from 0.5%	1.2%	0.9%
Attendance rate	96.0%	Down from 96.4%	96.0%	96.3%
Served by gifted and talented program	6.5%	N/A	4.8%	7.2%
With disabilities	14.2%	N/A	14.1%	12.4%
Older than usual for grade	1.3%	N/A	2.6%	1.9%
Out-of-school suspensions or expulsions for violent and/or criminal offenses	0.0%	No Change	0.0%	0.0%
Teachers (n=28)				
Teachers with advanced degrees	50.0%	Down from 61.5%	60.4%	62.5%
Continuing contract teachers	85.7%	Down from 100.0%	82.8%	83.3%
Teachers returning from previous year	78.4%	Down from 83.7%	87.5%	88.3%
Teacher attendance rate	95.1%	Down from 96.4%	94.7%	95.0%
Average teacher salary*	\$44,625	Down 3.5%	\$47,243	\$48,193
Classes not taught by highly qualified teachers	0.0%	No Change	0.0%	0.0%
Professional development days/teacher	14.0 days	Up from 11.7 days	11.1 days	11.0 days
School				
Principal's years at school	1.0	Down from 4.0	4.0	4.0
Student-teacher ratio in core subjects	22.0 to 1	Up from 18.6 to 1	19.7 to 1	20.1 to 1
Prime instructional time	90.2%	Down from 91.9%	89.6%	90.0%
Opportunities in the arts	Good	No Change	Good	Good
SACS accreditation	Yes	No Change	Yes	Yes
Parents attending conferences	99.9%	Down from 100.0%	100.0%	100.0%
Character development program	Good	Down from Excellent	Excellent	Excellent
Dollars spent per pupil**	\$4,280	Down 35.6%	\$7,511	\$7,364
Percent of expenditures for instruction**	63.0%	Down from 67.3%	68.0%	68.0%
Percent of expenditures for teacher salaries**	62.0%	Down from 65.0%	65.0%	66.0%
ESEA composite index score	80.5	Down from 86.6	79.2	88.0

* Length of contract = 185+ days.

** Prior year audited financial data available.

EVALUATION RESULTS

	Teachers	Students*	Parents*
Number of surveys returned	25	68	34
Percent satisfied with learning environment	100%	86.8%	91.2%
Percent satisfied with social and physical environment	100%	84.9%	82.8%
Percent satisfied with school-home relations	88%	83.5%	85.8%

*Only students at the highest elementary school grade level at this school and their parents were included.

REPORT OF PRINCIPAL AND SCHOOL IMPROVEMENT COUNCIL

The focus for our school this year was on improving student achievement. We strived daily for all of our students to excel academically and prepare socially to compete in a global society. To that end, the faculty and staff at Rice Elementary School has implemented the Common Core State Standards in English language arts and mathematics. Teachers met regularly to plan effective, engaging lessons that address higher order thinking skills and ensure that lessons are differentiated to address individual student needs. Our grade level teams, along with the administration, met weekly in Professional Learning Communities. Through these PLC meetings, analysis of the individual and class data helped identify areas of strength, areas that needed more emphasis, and individuals needing more specific interventions.

We implemented Ranger Time this year to address a specific area of concern. Ranger Time is a science lab that incorporates hands-on science instruction by the science lab teacher and regular classroom teacher. In addition to Ranger Time, we have a reading interventionist to focus on students in grades 3-5 who read below grade level. We have continued to provide Reading Recovery for struggling readers in first grade as well as additional reading support for kindergarten and second grade students.

Rice Elementary continues to be a proud PBIS School focused on teaching and acknowledging positive behavior. This year our school, in conjunction with two other district elementary schools, was awarded a 21st Century Grant to fund an after school program for qualifying students in grades 3-5. Our school was also awarded a Champions of the Environment Grant to expand our "Roots and Shoots Garden" to include a Meadow Garden as well as bluebird house with a live camera feed to continue to enrich our science instruction.

Rice has continued to focus on balanced literacy instruction in all grade levels. Incorporating technology has also been a focus by introducing iPads, Odyssey Labs, and the continued use of SmartBoards. Rice students participated in service learning activities throughout the year to give back to our community. This year our projects included United Way, Relay for Life, Jump Rope for Heart, and March of Dimes.

At Rice we are continuing to strengthen the relationships between school and home. Each grade level held a parent involvement activity within the first nine weeks of school. We also had Grandparents Day, Food Lion Math Night, PTO meetings, musical performances, School Art Night, Family Nights Out, a Spring Carnival, 100 Book Club, as well as monthly Birthday Lunch celebrations.

Eleanor S. Rice Elementary School is committed to making a positive difference in the lives of all of our students. We believe the dedication and talents of our teachers, staff, parents, and community members will empower our students to be respectful, responsible, and productive citizens.

Julian Gale, Principal
Ashlon Adair, School Improvement Council Chair

Comprehensive detail, including definitions of ratings, performance criteria, and explanations of status, is available on www.ed.sc.gov and www.eoc.sc.gov as well as school and school district websites.

Printed versions are available from school districts upon request.

Abbreviations Key

N/A Not Applicable N/AV Not Available N/C Not Collected N/R Not Reported I/S Insufficient Sample TBD To be determined

NI Newly Identified CSI Continuing School Improvement CA Corrective Action RP Plan to Restructure R Restructure DELAY School Improvement Status HOLD School Improvement Status