



# SC Annual School Report Card Summary

Washington Center  
 Greenville County  
 Grades: PK-12 Enrollment: 137  
 Principal: Dr. Wanda Brownlee  
 Superintendent: Mr. Burke Royster  
 Board Chair: Mr. Chuck Saylor

## PERFORMANCE

Comprehensive detail, including definitions of ratings, performance criteria, and explanations of status, is available on [www.ed.sc.gov](http://www.ed.sc.gov) and [www.eoc.sc.gov](http://www.eoc.sc.gov) as well as school and school district websites. Printed versions are available from school districts upon request.

YEAR	ABSOLUTE RATING	GROWTH RATING	PALMETTO GOLD AND SILVER AWARD		ESEA/FEDERAL ACCOUNTABILITY RATING SYSTEM	
			General Performance	Closing the Gap	ESEA Grade	Accountability Indicator
2013	N/A	N/A	TBD	TBD	A	N/A
2012	N/A	N/A	N/A	N/A	C	N/A
2011	N/A	N/A	N/A	N/A	Not Met	N/A

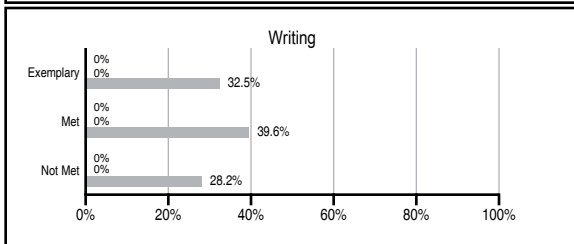
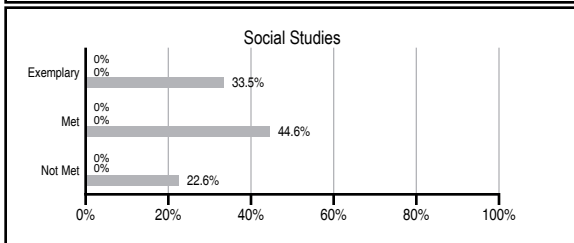
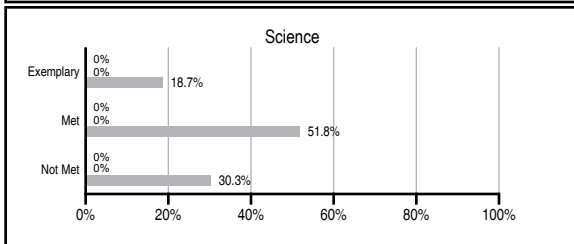
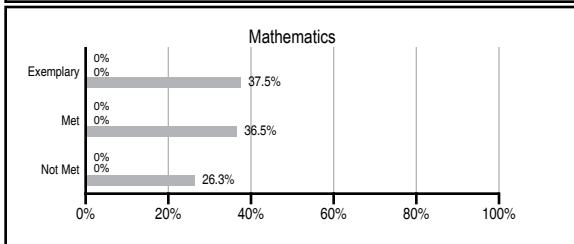
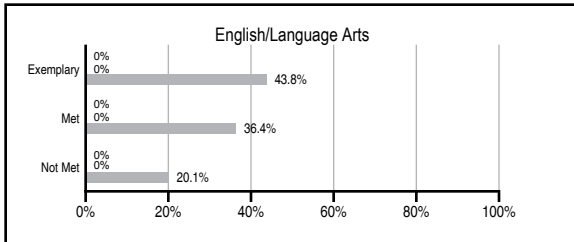
## ABSOLUTE RATINGS OF ELEMENTARY SCHOOLS WITH STUDENTS LIKE OURS\*

EXCELLENT	GOOD	AVERAGE	BELOW AVERAGE	AT-RISK
0	0	0	0	0

\* Ratings are calculated with data available by 11/07/2013. Schools with Students Like Ours are Elementary Schools with Poverty Indices of no more than 5% above or below the index for this school.

## PASS PERFORMANCE

Our School
  Elementary Schools with Students Like Ours
  Elementary schools statewide



## NAEP PERFORMANCE\*

\* Performance reported for SC and nation, data not available at school level. Percentages at NAEP Achievement Levels.



## SC PERFORMANCE VISION

*By 2020 all students will graduate with the knowledge and skills necessary to compete successfully in the global economy, participate in a democratic society and contribute positively as members of families and communities.*

### Abbreviations Key

N/A Not Applicable N/AV Not Available N/C Not Collected N/R Not Reported I/S Insufficient Sample TBD To be determined

# Washington Center [Greenville County]

## SCHOOL PROFILE

	Our School	Change from Last Year	Elementary Schools with Students Like Ours	Median Elementary School
<b>Students (n=137)</b>				
Retention rate	11.2%	Down from 12.9%	1.1%	0.9%
Attendance rate	90.8%	Down from 91.1%	95.9%	96.3%
Served by gifted and talented program	0.0%	N/A	2.7%	7.2%
With disabilities	97.9%	N/A	13.5%	12.4%
Older than usual for grade	13.5%	N/A	3.0%	1.9%
Out-of-school suspensions or expulsions for violent and/or criminal offenses	0.0%	No Change	0.0%	0.0%
<b>Teachers (n=26)</b>				
Teachers with advanced degrees	50.0%	Down from 56.5%	60.0%	62.5%
Continuing contract teachers	80.8%	Down from 91.3%	76.2%	83.3%
Teachers returning from previous year	85.8%	Down from 89.8%	84.7%	88.3%
Teacher attendance rate	93.6%	Up from 92.1%	94.9%	95.0%
Average teacher salary*	\$45,041	Down 2.6%	\$46,049	\$48,193
Classes not taught by highly qualified teachers	0.0%	No Change	0.0%	0.0%
Professional development days/teacher	13.6 days	Up from 11.3 days	10.4 days	11.0 days
<b>School</b>				
Principal's years at school	6.0	Up from 5.0	4.0	4.0
Student-teacher ratio in core subjects	5.6 to 1	Up from 5.5 to 1	18.2 to 1	20.1 to 1
Prime instructional time	83.9%	Up from 82.9%	89.6%	90.0%
Opportunities in the arts	Good	No Change	Good	Good
SACS accreditation	Yes	No Change	Yes	Yes
Parents attending conferences	100.0%	No Change	100.0%	100.0%
Character development program	Excellent	No Change	Good	Excellent
Dollars spent per pupil**	\$26,624	Up 1.7%	\$8,254	\$7,364
Percent of expenditures for instruction**	74.0%	Down from 76.3%	67.0%	68.0%
Percent of expenditures for teacher salaries**	74.0%	Down from 76.0%	64.0%	66.0%
ESEA composite index score	95.0	Up from 79.4	71.4	88.0

\* Length of contract = 185+ days.

\*\* Prior year audited financial data available.

## EVALUATION RESULTS

	Teachers	Students*	Parents*
Number of surveys returned	19	N/A	11
Percent satisfied with learning environment	89.5%	N/A	100%
Percent satisfied with social and physical environment	100%	N/A	91.7%
Percent satisfied with school-home relations	94.8%	N/A	91.7%

\*Only students at the highest elementary school grade level at this school and their parents were included.

## REPORT OF PRINCIPAL AND SCHOOL IMPROVEMENT COUNCIL

Washington Center, located in Greenville, South Carolina, is a separate public school serving students exhibiting severe intellectual and physical disabilities. Students have multiple disabilities such as autism, blindness, deafness, speech deficits, and motor impairments. Significant cognitive disabilities and compounding health issues are factors impacting student progress and attendance. Enrolled students reside throughout the Greenville County School District with special transportation provided. Following federal Due Process criteria, recommendations are made for placement at Washington Center. Staffing Committees comprised of parents, administrators, classroom teachers and therapists develop Individualized Educational Plans as the basis for curriculum.

Students attending Washington Center range in ages from three to 21, with a grade span of pre-kindergarten through twelve. On a separate campus, Washington Center @ Hollis serves the qualifying pre-school special needs students, aged three through seven. During the 2012-2013 school year, Washington Center served a combined 141 students with twenty self-contained classroom teachers, one homebound teacher and 43 Para-professionals. Support staff includes an Adapted Environmental Science and Daily Living instructors as well as Art, Music and Adapted Physical Education teachers. Staff members also incorporate four administrators, office secretary and clerk, a Media Specialist, Therapists (physical, occupational and speech), custodial and cafeteria personnel, two registered nurses, six licensed practitioner nurses and two orderlies. Vision, orientation/mobility, and hearing services are available on an itinerant basis for qualifying students. Washington Center occupied its current main campus in 2005 as a prototype, state-of-the-art facility for special needs instruction. The main campus includes: eighteen specialized classrooms, multisensory suite, multi-purpose gym, media center, art and music classrooms, Adapted Environmental Science area with greenhouse, Daily Living classroom, instructional kitchens, and speech lab. In a mirrored configuration, Washington Center @ Hollis offers an early education setting of six classrooms, a multi-sensory suite, and therapy area. Handicapped accessible playgrounds on both campuses provide appropriate adapted recreation.

Students have access to the state curriculum through Extended Academic Standards instruction with evaluation via the South Carolina Alternate Assessment. The school offers specialized curriculum such as the Mobility Opportunities via Education (M.O.V.E.), Adaptive Environmental Science and Daily Living programs, with learning access through augmentative communication and assistive technology. Technology is integrated through touch screen adapted computers along with the use of Smart and Promethean Boards. Students participate in Special Olympics and Challenge Day. Inclusion activities are shared with neighboring regular education schools. Volunteerism from area schools, colleges and the community is promoted along with numerous business partnerships. The mission of Washington Center is to provide opportunities for students to explore and develop potential for independent functioning and community involvement by addressing students' individual needs and creating a partnership with home, school, and community. Dr. Wanda Brownlee is the principal of Washington Center with Mrs. Carla Burkhardt serving as the PTA President.

Comprehensive detail, including definitions of ratings, performance criteria, and explanations of status, is available on [www.ed.sc.gov](http://www.ed.sc.gov) and [www.eoc.sc.gov](http://www.eoc.sc.gov) as well as school and school district websites.

Printed versions are available from school districts upon request.

### Abbreviations Key

N/A Not Applicable N/AV Not Available N/C Not Collected N/R Not Reported I/S Insufficient Sample TBD To be determined

NI Newly Identified CSI Continuing School Improvement CA Corrective Action RP Plan to Restructure R Restructure DELAY School Improvement Status HOLD School Improvement Status