



# SC Annual School Report Card Summary

Legacy Charter School  
 Greenville County  
 Grades: K-11 Enrollment: 780  
 Principal: Virginia Burrows - Elem., Frank Powell - Middle, E  
 Superintendent: Mr. Burke Royster  
 Board Chair: Mr. Chuck Saylor

## PERFORMANCE

Comprehensive detail, including definitions of ratings, performance criteria, and explanations of status, is available on [www.ed.sc.gov](http://www.ed.sc.gov) and [www.eoc.sc.gov](http://www.eoc.sc.gov) as well as school and school district websites. Printed versions are available from school districts upon request.

YEAR	ABSOLUTE RATING	GROWTH RATING	PALMETTO GOLD AND SILVER AWARD		ESEA/FEDERAL ACCOUNTABILITY RATING SYSTEM	
			General Performance	Closing the Gap	ESEA Grade	Accountability Indicator
2013	Below Average	Below Average	TBD	TBD	F	N/A
2012	Below Average	Average	N/A	N/A	D	N/A
2011	Below Average	Below Average	N/A	N/A	Not Met	NI

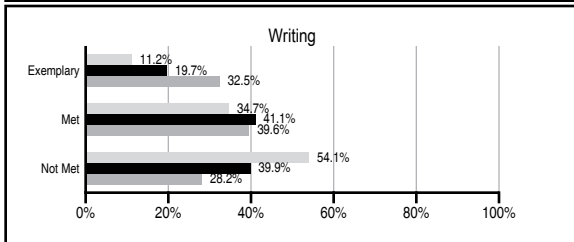
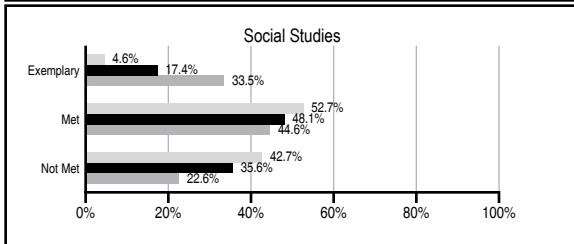
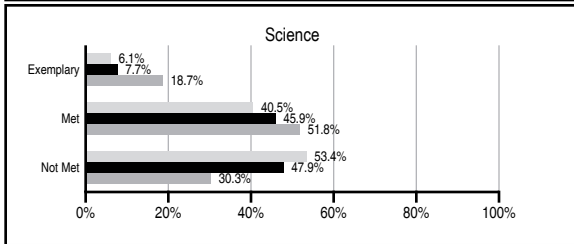
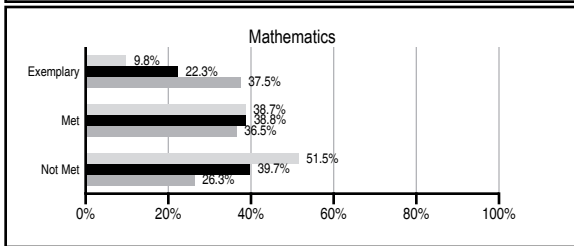
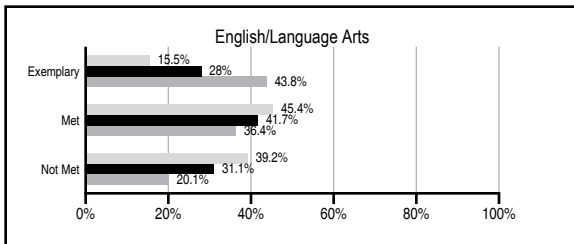
## ABSOLUTE RATINGS OF ELEMENTARY SCHOOLS WITH STUDENTS LIKE OURS\*

EXCELLENT	GOOD	AVERAGE	BELOW AVERAGE	AT-RISK
1	12	94	45	15

\* Ratings are calculated with data available by 11/07/2013. Schools with Students Like Ours are Elementary Schools with Poverty Indices of no more than 5% above or below the index for this school.

## PASS PERFORMANCE

Our School
  Elementary Schools with Students Like Ours
  Elementary schools statewide



## NAEP PERFORMANCE\*

\* Performance reported for SC and nation, data not available at school level. Percentages at NAEP Achievement Levels.



## SC PERFORMANCE VISION

*By 2020 all students will graduate with the knowledge and skills necessary to compete successfully in the global economy, participate in a democratic society and contribute positively as members of families and communities.*

### Abbreviations Key

N/A Not Applicable N/AV Not Available N/C Not Collected N/R Not Reported I/S Insufficient Sample TBD To be determined

# Legacy Charter School [Greenville County]

## SCHOOL PROFILE

	Our School	Change from Last Year	Elementary Schools with Students Like Ours	Median Elementary School
<b>Students (n=780)</b>				
Retention rate	2.5%	Up from 1.3%	1.1%	0.9%
Attendance rate	96.6%	Down from 97.0%	96.0%	96.3%
Served by gifted and talented program	1.2%	N/A	2.7%	7.2%
With disabilities	13.6%	N/A	13.5%	12.4%
Older than usual for grade	6.1%	N/A	2.9%	1.9%
Out-of-school suspensions or expulsions for violent and/or criminal offenses	0.5%	Down from 1.1%	0.0%	0.0%
<b>Teachers (n=55)</b>				
Teachers with advanced degrees	36.4%	Down from 42.3%	60.0%	62.5%
Continuing contract teachers	36.4%	Up from 19.2%	76.2%	83.3%
Teachers returning from previous year	36.8%	Down from 50.3%	84.7%	88.3%
Teacher attendance rate	96.1%	Up from 95.9%	94.9%	95.0%
Average teacher salary*	\$41,568	Up 9.3%	\$46,154	\$48,193
Classes not taught by highly qualified teachers	19.1%	Up from 17.5%	0.0%	0.0%
Professional development days/teacher	15.2 days	Up from 14.5 days	10.3 days	11.0 days
<b>School</b>				
Principal's years at school	2.0	Up from 1.0	3.8	4.0
Student-teacher ratio in core subjects	16.7 to 1	Down from 17.0 to 1	18.1 to 1	20.1 to 1
Prime instructional time	92.5%	No Change	89.6%	90.0%
Opportunities in the arts	Poor	Down from Fair	Good	Good
SACS accreditation	Yes	No Change	Yes	Yes
Parents attending conferences	99.9%	Up from 99.5%	100.0%	100.0%
Character development program	Excellent	No Change	Excellent	Excellent
Dollars spent per pupil**	\$9,488	Up 89.0%	\$8,277	\$7,364
Percent of expenditures for instruction**	60.0%	Up from 53.0%	67.0%	68.0%
Percent of expenditures for teacher salaries**	47.0%	Up from 46.9%	64.0%	66.0%
ESEA composite index score	42.4	Down from 64.5	72.2	88.0

\* Length of contract = 185+ days.

\*\* Prior year audited financial data available.

## EVALUATION RESULTS

	Teachers	Students*	Parents*
Number of surveys returned	51	76	37
Percent satisfied with learning environment	82.4%	81.6%	86.4%
Percent satisfied with social and physical environment	86.6%	82.7%	87.5%
Percent satisfied with school-home relations	50%	82.7%	84.6%

\*Only students at the highest elementary school grade level at this school and their parents were included.

## REPORT OF PRINCIPAL AND SCHOOL IMPROVEMENT COUNCIL

2012-2013 was a year of phenomenal growth for the Early College High School where our daily goal is to prepare every student to be college, career and life ready. Enrollment increased by 80% between August and January as we served grades 9-11. Once again, as part of our dual-credit agreement with Greenville Technical College, upper grades students were encouraged and prepared to take tuition free-college courses and 13 students took college level courses with a 94% success rate. Students worked hard to achieve gains on End Of Course exams in Algebra, English, Biology and US History. New character education programs like the Lion Ambassadors and Lions of the Month Program enabled students to exercise executive skills consistent with our college bound mission. Students excelled in athletics, especially our Boys' Varsity Basketball Program, completing a 40+ game season with over 25 victories across the Carolinas and Georgia. Professional development for teaching and learning also reached new levels as our leadership teams participated in national conferences including the Middle College National Conference in Southern California and the TAP National Conference in Washington DC. Finally, we were able to finish the year with an exciting experiential learning trip to Washington DC, where students had a unique opportunity to discuss their futures with US Senator Tim Scott. The Early College High School continues to put student achievement at the forefront of every decision as we provide customized learning programs for our students that will enable them to reach their fullest potential. Ed Roman, High School Principal

Legacy Charter Middle School has also seen exceptional growth this year. Enrollment increased throughout the year and our students achieved much success. We had over 40 students take high school courses and receive credit. We had 100% passage rate on the English 1 EOC and 90% on the Algebra 1 EOC. The use of our Project Class discipline model improved our culture and overall school climate. The addition of the Teacher Advancement Program (TAP) created a sense of community and professionalism amongst our faculty and staff. Our students went on numerous in state and out of state field trips and learned exciting things outside of the normal classroom. Our goal is to prepare students for high school and college and we are doing that every day. Our school is growing and improving each day because of the hard work and dedication of many. Frank Powell, Middle School Principal

Legacy Charter Elementary School continued to blossom this year as well. Our students stepped up to take ownership of their school and their education. Elementary students could be seen daily working in: Percussion or String Ensembles, Honors Choir, Safety Patrol, Post Office, School Store, Student Council, FitKids Club, and much more! Students worked hard in order to earn their Gold Honor Polos every nine weeks for having straight A's and thus acknowledging their dedication to remain College Bound. Students in all grade levels had the opportunities for multiple Field Experiences to extend daily lessons. PASS Preparation Academy on Saturdays, Summer School Programs, and Monthly Field Trip Experiences guided our students to make those personal connections to lessons learned in the classrooms. Our children are learning every day! Our pledge to our parents and our community is to provide a positive learning environment that allows ALL children to achieve and reach their greatest college-bound potential. Virginia Burrows, Elementary School Principal

Fred Crawford, Executive Director and William Brown, Board Chairman

Comprehensive detail, including definitions of ratings, performance criteria, and explanations of status, is available on [www.ed.sc.gov](http://www.ed.sc.gov) and [www.eoc.sc.gov](http://www.eoc.sc.gov) as well as school and school district websites.

Printed versions are available from school districts upon request.

### Abbreviations Key

N/A Not Applicable N/AV Not Available N/C Not Collected N/R Not Reported I/S Insufficient Sample TBD To be determined

NI Newly Identified CSI Continuing School Improvement CA Corrective Action RP Plan to Restructure R Restructure DELAY School Improvement Status HOLD School Improvement Status