



SC Annual School Report Card Summary

Monarch Elementary
 Greenville County
 Grades: PK-5 Enrollment: 667
 Principal: Vaughan E Overman
 Superintendent: Mr. Burke Royster
 Board Chair: Mr. Chuck Saylor

PERFORMANCE

Comprehensive detail, including definitions of ratings, performance criteria, and explanations of status, is available on www.ed.sc.gov and www.eoc.sc.gov as well as school and school district websites. Printed versions are available from school districts upon request.

YEAR	ABSOLUTE RATING	GROWTH RATING	PALMETTO GOLD AND SILVER AWARD		ESEA/FEDERAL ACCOUNTABILITY RATING SYSTEM	
			General Performance	Closing the Gap	ESEA Grade	Accountability Indicator
2013	Excellent	Average	TBD	TBD	A	N/A
2012	N/A	N/A	N/A	N/A	N/A	N/A
2011	N/A	N/A	N/A	N/A	N/A	N/A

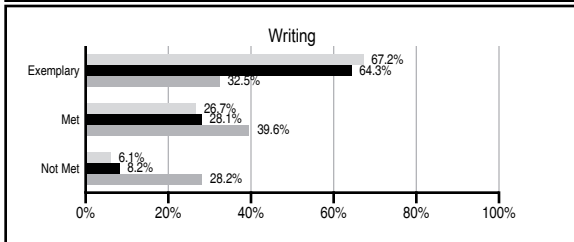
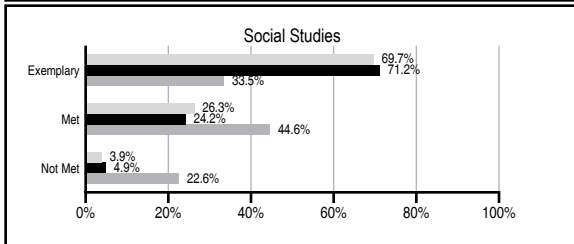
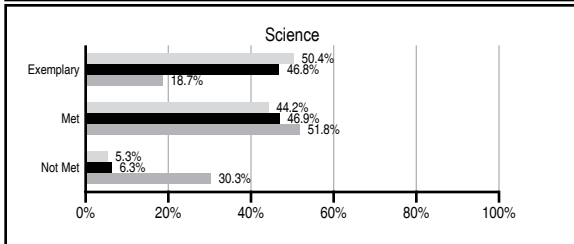
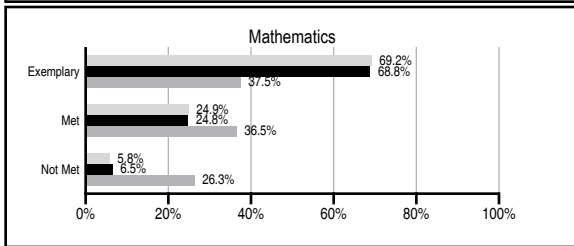
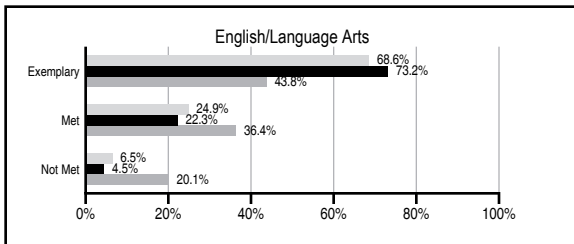
ABSOLUTE RATINGS OF ELEMENTARY SCHOOLS WITH STUDENTS LIKE OURS*

EXCELLENT	GOOD	AVERAGE	BELOW AVERAGE	AT-RISK
14	0	0	0	0

* Ratings are calculated with data available by 11/07/2013. Schools with Students Like Ours are Elementary Schools with Poverty Indices of no more than 5% above or below the index for this school.

PASS PERFORMANCE

Our School
 Elementary Schools with Students Like Ours
 Elementary schools statewide



NAEP PERFORMANCE*

* Performance reported for SC and nation, data not available at school level. Percentages at NAEP Achievement Levels.



SC PERFORMANCE VISION

By 2020 all students will graduate with the knowledge and skills necessary to compete successfully in the global economy, participate in a democratic society and contribute positively as members of families and communities.

Abbreviations Key

N/A Not Applicable N/AV Not Available N/C Not Collected N/R Not Reported I/S Insufficient Sample TBD To be determined

Monarch Elementary [Greenville County]

SCHOOL PROFILE

REPORT OF PRINCIPAL AND SCHOOL IMPROVEMENT COUNCIL

	Our School	Change from Last Year	Elementary Schools with Students Like Ours	Median Elementary School
Students (n=667)				
Retention rate	0.0%	N/A	0.4%	0.9%
Attendance rate	97.3%	N/A	97.3%	96.3%
Served by gifted and talented program	17.9%	N/A	21.1%	7.2%
With disabilities	5.8%	N/A	8.6%	12.4%
Older than usual for grade	0.4%	N/A	0.5%	1.9%
Out-of-school suspensions or expulsions for violent and/or criminal offenses	0.0%	N/R	0.0%	0.0%
Teachers (n=38)				
Teachers with advanced degrees	50.0%	N/A	66.9%	62.5%
Continuing contract teachers	52.6%	N/A	90.1%	83.3%
Teachers returning from previous year	N/A	N/A	91.5%	88.3%
Teacher attendance rate	95.8%	N/R	95.1%	95.0%
Average teacher salary*	\$43,014	I/S	\$49,394	\$48,193
Classes not taught by highly qualified teachers	11.9%	N/A	0.2%	0.0%
Professional development days/teacher	10.6 days	N/R	10.7 days	11.0 days
School				
Principal's years at school	2.0	N/R	4.5	4.0
Student-teacher ratio in core subjects	22.1 to 1	N/R	21.7 to 1	20.1 to 1
Prime instructional time	92.5%	N/R	91.4%	90.0%
Opportunities in the arts	Good	N/R	Good	Good
SACS accreditation	Yes	N/R	Yes	Yes
Parents attending conferences	100.0%	N/R	100.0%	100.0%
Character development program	Below Average	N/R	Excellent	Excellent
Dollars spent per pupil**	N/A	N/A	\$7,122	\$7,364
Percent of expenditures for instruction**	N/A	N/A	70.0%	68.0%
Percent of expenditures for teacher salaries**	N/A	N/A	69.0%	66.0%
ESEA composite index score	99.2	N/A	98.8	88.0

* Length of contract = 185+ days.

** Prior year audited financial data available.

EVALUATION RESULTS

	Teachers	Students*	Parents*
Number of surveys returned	36	90	39
Percent satisfied with learning environment	83.3%	97.8%	87.1%
Percent satisfied with social and physical environment	94.4%	97.8%	97.5%
Percent satisfied with school-home relations	100%	97.7%	89.7%

*Only students at the highest elementary school grade level at this school and their parents were included.

Comprehensive detail, including definitions of ratings, performance criteria, and explanations of status, is available on www.ed.sc.gov and www.eoc.sc.gov as well as school and school district websites.

Printed versions are available from school districts upon request.

Abbreviations Key

N/A Not Applicable N/AV Not Available N/C Not Collected N/R Not Reported I/S Insufficient Sample TBD To be determined
 NI Newly Identified CSI Continuing School Improvement CA Corrective Action RP Plan to Restructure R Restructure DELAY School Improvement Status HOLD School Improvement Status