



# SC Annual School Report Card Summary

**A. J. Whittenberg Elementary School of Engineering**  
**Greenville County**  
**Grades: PK-4** Enrollment: 412  
**Principal: Margaret Thomason**  
**Superintendent: Mr. Burke Royster**  
**Board Chair: Mr. Chuck Saylor**

## PERFORMANCE

Comprehensive detail, including definitions of ratings, performance criteria, and explanations of status, is available on [www.ed.sc.gov](http://www.ed.sc.gov) and [www.eoc.sc.gov](http://www.eoc.sc.gov) as well as school and school district websites. Printed versions are available from school districts upon request.

YEAR	ABSOLUTE RATING	GROWTH RATING	PALMETTO GOLD AND SILVER AWARD		ESEA/FEDERAL ACCOUNTABILITY RATING SYSTEM	
			General Performance	Closing the Gap	ESEA Grade	Accountability Indicator
2013	Excellent	Good	TBD	TBD	A	N/A
2012	Excellent	N/A	N/A	Gold	A	N/A
2011	N/A	N/A	N/A	N/A	N/A	N/A

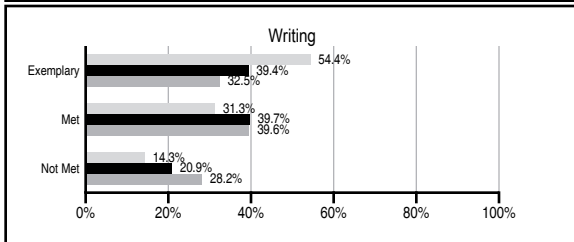
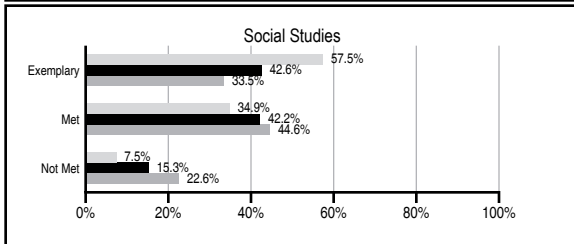
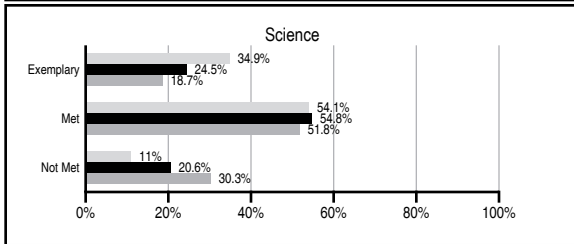
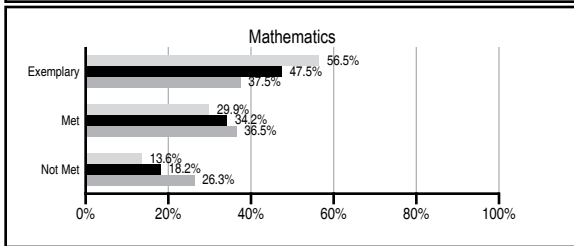
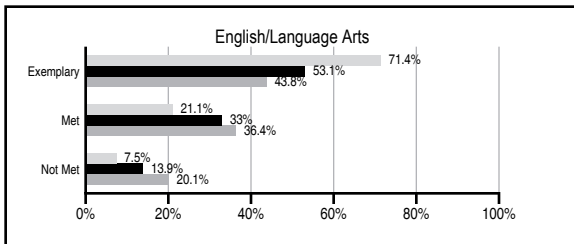
## ABSOLUTE RATINGS OF ELEMENTARY SCHOOLS WITH STUDENTS LIKE OURS\*

EXCELLENT	GOOD	AVERAGE	BELOW AVERAGE	AT-RISK
38	26	4	0	0

\* Ratings are calculated with data available by 11/07/2013. Schools with Students Like Ours are Elementary Schools with Poverty Indices of no more than 5% above or below the index for this school.

## PASS PERFORMANCE

Our School
  Elementary Schools with Students Like Ours
  Elementary schools statewide



## NAEP PERFORMANCE\*

\* Performance reported for SC and nation, data not available at school level. Percentages at NAEP Achievement Levels.



## SC PERFORMANCE VISION

*By 2020 all students will graduate with the knowledge and skills necessary to compete successfully in the global economy, participate in a democratic society and contribute positively as members of families and communities.*

### Abbreviations Key

N/A Not Applicable N/AV Not Available N/C Not Collected N/R Not Reported I/S Insufficient Sample TBD To be determined

# A. J. Whittenberg Elementary School of Engineering [Greenville County]

## SCHOOL PROFILE

	Our School	Change from Last Year	Elementary Schools with Students Like Ours	Median Elementary School
<b>Students (n=412)</b>				
Retention rate	3.0%	Down from 4.3%	0.8%	0.9%
Attendance rate	97.1%	Down from 97.4%	96.7%	96.3%
Served by gifted and talented program	11.1%	N/A	10.1%	7.2%
With disabilities	11.5%	N/A	11.3%	12.4%
Older than usual for grade	2.9%	N/A	1.4%	1.9%
Out-of-school suspensions or expulsions for violent and/or criminal offenses	0.0%	No Change	0.0%	0.0%
<b>Teachers (n=28)</b>				
Teachers with advanced degrees	71.4%	No Change	63.8%	62.5%
Continuing contract teachers	78.6%	Up from 66.7%	83.3%	83.3%
Teachers returning from previous year	N/A	N/A	89.7%	88.3%
Teacher attendance rate	97.1%	Up from 94.7%	95.4%	95.0%
Average teacher salary*	\$48,103	Up 8.9%	\$49,240	\$48,193
Classes not taught by highly qualified teachers	0.0%	No Change	0.0%	0.0%
Professional development days/teacher	11.2 days	Up from 9.6 days	11.0 days	11.0 days
<b>School</b>				
Principal's years at school	3.0	Up from 2.0	4.0	4.0
Student-teacher ratio in core subjects	17.7 to 1	Down from 20.7 to 1	20.8 to 1	20.1 to 1
Prime instructional time	94.0%	Up from 91.9%	90.7%	90.0%
Opportunities in the arts	Good	No Change	Good	Good
SACS accreditation	Yes	No Change	Yes	Yes
Parents attending conferences	100.0%	No Change	100.0%	100.0%
Character development program	Excellent	No Change	Excellent	Excellent
Dollars spent per pupil**	\$7,001	Down 15.4%	\$6,871	\$7,364
Percent of expenditures for instruction**	55.0%	Up from 48.2%	69.0%	68.0%
Percent of expenditures for teacher salaries**	55.0%	Up from 43.8%	67.0%	66.0%
ESEA composite index score	98.3	Down from 100.0	91.3	88.0

\* Length of contract = 185+ days.

\*\* Prior year audited financial data available.

## EVALUATION RESULTS

	Teachers	Students*	Parents*
Number of surveys returned	28	70	35
Percent satisfied with learning environment	92.8%	95.7%	85.7%
Percent satisfied with social and physical environment	96.4%	91.2%	85.3%
Percent satisfied with school-home relations	96.4%	94.2%	80%

\*Only students at the highest elementary school grade level at this school and their parents were included.

## REPORT OF PRINCIPAL AND SCHOOL IMPROVEMENT COUNCIL

On August 2, 2012, the South Carolina Department of Education released its report card on schools, including letter grades for each school in South Carolina. A.J. Whittenberg Elementary School of Engineering was the only elementary school in the Greenville County School District to receive a Perfect "100 – A" ranking. The ranking system is part of the Elementary and Secondary Education Act (ESEA) Federal Accountability System required by the U. S. government to assure education quality. The reporting also included results of the Palmetto Assessment of State Standards (PASS) testing taken by AJW third graders for the first time. The South Carolina Department of Education rated AJW as an "Excellent" school. Ninety- five percent of our third grades received a rating of "Met or Exemplary" in English and Language Arts (ELA), and ninety-four percent received a rating of "Met or Exemplary" in Math. The school's amazing success far exceeded the required eighty percent rating for all students.

Several staff members were recognized for their excellence in academics. Shasta Looper, fourth grade teacher, won the \$25,000 Milken Educator Award for the State of South Carolina; Amanda LaBlanc, Media Specialist was selected one of 25 teachers in the nation to participate in the Fulbright USA Japan Exchange Program; and Shannon Lawton, fourth grade teacher, was one of 60 teachers in the world selected for the NASA Education Program. Ms. Durant and the Green Team were selected to receive the Champion of the Environment Grant by the SC Department of Environment Control (SCDHEC) to build a Greenhouse from recycled materials. The award is presented annually to Champion schools for their outstanding environmental efforts. Ms. Durant received a grant to plant trees on Hudson Street from AJW to the Salvation Army. Mrs. Mann secured a private grant to fund an after school intervention program for 3rd and 4th graders.

As the first public elementary school in South Carolina with a school –wide engineering curriculum available to all students beginning at 4K, our students have many opportunities available to them. Students create Lego robots, design, and develop products using computers. Our 4th Grade FLL Lego Robotics Team was invited to represent the state of South Carolina (one of only 3 teams in North America) at the International FLL Tournament in Paderborn, Germany. At ages 9 and 10 years old, AJW was the youngest team participating with middle and high school students from around the world.

Under the leadership of our PTA, our students are protected by our men's mentoring group, "Watch Dogs – Dads of Great Students" who greet the children each morning and make sure that our building is safe. Our Engineering Partner Program with local organizations brings engineering to life for students. This amazing success is the result of hard work by our students, staff, administration and all of our parents and community partners. We all have something to celebrate!

Margaret Thomason, Principal □□□ Jamie Howard, SIC Chairman

Comprehensive detail, including definitions of ratings, performance criteria, and explanations of status, is available on [www.ed.sc.gov](http://www.ed.sc.gov) and [www.eoc.sc.gov](http://www.eoc.sc.gov) as well as school and school district websites.

Printed versions are available from school districts upon request.

### Abbreviations Key

N/A Not Applicable N/AV Not Available N/C Not Collected N/R Not Reported I/S Insufficient Sample TBD To be determined

NI Newly Identified CSI Continuing School Improvement CA Corrective Action RP Plan to Restructure R Restructure DELAY School Improvement Status HOLD School Improvement Status