



SC Annual School Report Card Summary

Rudolph G. Gordon Elementary
 Greenville County
 Grades: K-5 Enrollment: 644
 Principal: Jackie Parker
 Superintendent: Mr. Burke Royster
 Board Chair: Mr. Chuck Saylor

PERFORMANCE

Comprehensive detail, including definitions of ratings, performance criteria, and explanations of status, is available on www.ed.sc.gov and www.eoc.sc.gov as well as school and school district websites. Printed versions are available from school districts upon request.

YEAR	ABSOLUTE RATING	GROWTH RATING	PALMETTO GOLD AND SILVER AWARD		ESEA/FEDERAL ACCOUNTABILITY RATING SYSTEM	
			General Performance	Closing the Gap	ESEA Grade	Accountability Indicator
2013	Excellent	Excellent	TBD	TBD	A	N/A
2012	Excellent	Good	Gold	Silver	A	N/A
2011	Good	Good	Silver	N/A	Not Met	N/A

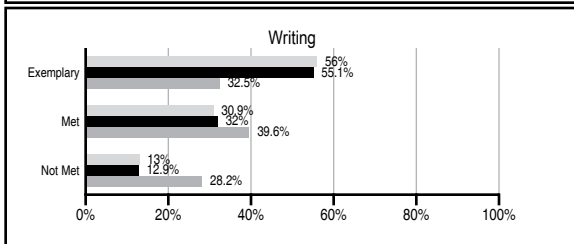
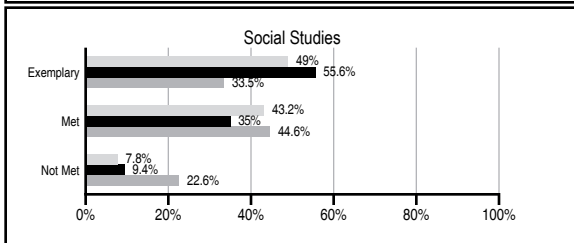
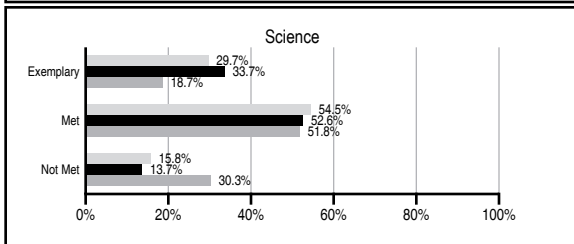
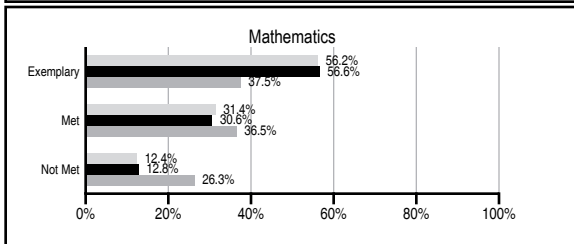
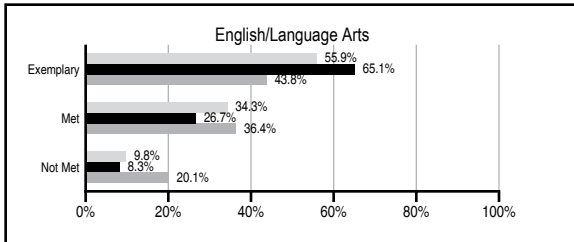
ABSOLUTE RATINGS OF ELEMENTARY SCHOOLS WITH STUDENTS LIKE OURS*

EXCELLENT	GOOD	AVERAGE	BELOW AVERAGE	AT-RISK
26	1	1	0	0

* Ratings are calculated with data available by 11/07/2013. Schools with Students Like Ours are Elementary Schools with Poverty Indices of no more than 5% above or below the index for this school.

PASS PERFORMANCE

Our School
 Elementary Schools with Students Like Ours
 Elementary schools statewide



NAEP PERFORMANCE*

* Performance reported for SC and nation, data not available at school level. Percentages at NAEP Achievement Levels.



SC PERFORMANCE VISION

By 2020 all students will graduate with the knowledge and skills necessary to compete successfully in the global economy, participate in a democratic society and contribute positively as members of families and communities.

Abbreviations Key

N/A Not Applicable N/AV Not Available N/C Not Collected N/R Not Reported I/S Insufficient Sample TBD To be determined

Rudolph G. Gordon Elementary [Greenville County]

SCHOOL PROFILE

	Our School	Change from Last Year	Elementary Schools with Students Like Ours	Median Elementary School
Students (n=644)				
Retention rate	0.9%	Down from 1.2%	0.7%	0.9%
Attendance rate	96.8%	Down from 97.0%	96.8%	96.3%
Served by gifted and talented program	9.2%	N/A	14.4%	7.2%
With disabilities	11.2%	N/A	9.4%	12.4%
Older than usual for grade	0.8%	N/A	0.9%	1.9%
Out-of-school suspensions or expulsions for violent and/or criminal offenses	0.0%	No Change	0.0%	0.0%
Teachers (n=36)				
Teachers with advanced degrees	58.3%	Up from 54.1%	67.0%	62.5%
Continuing contract teachers	77.8%	Down from 83.8%	83.2%	83.3%
Teachers returning from previous year	95.6%	Up from 95.3%	90.4%	88.3%
Teacher attendance rate	95.9%	Down from 96.5%	95.1%	95.0%
Average teacher salary*	\$45,234	Down 1.4%	\$49,508	\$48,193
Classes not taught by highly qualified teachers	0.0%	Down from 5.1%	0.0%	0.0%
Professional development days/teacher	12.3 days	Up from 12.2 days	10.7 days	11.0 days
School				
Principal's years at school	5.0	Up from 4.0	4.5	4.0
Student-teacher ratio in core subjects	20.7 to 1	Down from 22.3 to 1	20.6 to 1	20.1 to 1
Prime instructional time	91.9%	Down from 92.7%	90.8%	90.0%
Opportunities in the arts	Good	No Change	Good	Good
SACS accreditation	Yes	No Change	Yes	Yes
Parents attending conferences	99.7%	Down from 99.8%	100.0%	100.0%
Character development program	Excellent	No Change	Excellent	Excellent
Dollars spent per pupil**	\$5,560	Up 2.0%	\$6,853	\$7,364
Percent of expenditures for instruction**	63.0%	Up from 62.8%	70.0%	68.0%
Percent of expenditures for teacher salaries**	62.0%	Down from 62.6%	69.0%	66.0%
ESEA composite index score	99.0	Down from 99.9	93.6	88.0

* Length of contract = 185+ days.

** Prior year audited financial data available.

EVALUATION RESULTS

	Teachers	Students*	Parents*
Number of surveys returned	36	101	53
Percent satisfied with learning environment	97.2%	97%	92.4%
Percent satisfied with social and physical environment	100%	95%	98.1%
Percent satisfied with school-home relations	97.2%	93.1%	86.8%

*Only students at the highest elementary school grade level at this school and their parents were included.

REPORT OF PRINCIPAL AND SCHOOL IMPROVEMENT COUNCIL

The mission of Rudolph Gordon Elementary, in cooperation with home and community, is to prepare children to become lifelong learners and responsible, productive citizens by creating meaningful learning experiences in a safe, nurturing environment. Our goal is to raise the academic challenge and performance of each student by utilizing data to make instructional decisions, implementing research-based "best practices", and integrating technology into classroom lessons.

The vision for Rudolph Gordon Elementary is that all students will engage in classroom activities that encourage problem solving, utilize cooperative learning strategies, and enhance teamwork. A standards-based curriculum is implemented to ensure a continuum of learning from kindergarten through fifth grade. Authentic assessment techniques are incorporated into teaching, and technology is integrated throughout the curriculum to help prepare students for the demands of an ever-changing society.

A balanced literacy model for language arts instruction and Everyday Counts Math are taught in all classrooms, and the writing process is emphasized in all subject areas. Rudolph Gordon Elementary teachers will implement the Fountas and Pinnell model for balanced literacy during the 2013-14 school year. This model is a kindergarten through fifth grade district-wide initiative that allows each child to work at their individual level as they work to master grade level standards. Common Core State Standards are used to plan and teach classroom lessons, and teachers receive on-going training in the understanding and implementation of these standards. Professional Learning Communities are utilized to increase dialogue among faculty members with teachers using data from many sources to plan instruction.

Accomplishments for Rudolph Gordon Elementary include receiving an A rating with a score of 99.9 on the ESEA federal accountability measure for 2012 and being recognized as a Safe School Award Recipient in 2013 for the fifth straight year. Additionally in 2013, the school received the Palmetto Gold Award for an Excellent student achievement rating and the Palmetto Silver Award for closing the gap.

The PTA works with the faculty and staff to enhance the home-school relationship to positively affect the education of all students. Over 20,000 volunteer hours are reported annually. The School Improvement Council, an advisory committee, assists in the preparation of the school's strategic plan and the annual report to the community.

Our commitment will be to continue to engage students in classroom activities that encourage problem solving, utilize cooperative learning strategies, and enhance teamwork. Jackie Parker, Principal
Randy Elliott, SIC Chairperson

Comprehensive detail, including definitions of ratings, performance criteria, and explanations of status, is available on www.ed.sc.gov and www.eoc.sc.gov as well as school and school district websites.

Printed versions are available from school districts upon request.

Abbreviations Key

N/A Not Applicable N/AV Not Available N/C Not Collected N/R Not Reported I/S Insufficient Sample TBD To be determined

NI Newly Identified CSI Continuing School Improvement CA Corrective Action RP Plan to Restructure R Restructure DELAY School Improvement Status HOLD School Improvement Status