



# SC Annual School Report Card Summary

Thomas E. Kerns Elementary  
 Greenville County  
 Grades: K-5 Enrollment: 614  
 Principal: Judith E. Mulkey  
 Superintendent: Mr. Burke Royster  
 Board Chair: Mr. Chuck Saylor

## PERFORMANCE

Comprehensive detail, including definitions of ratings, performance criteria, and explanations of status, is available on [www.ed.sc.gov](http://www.ed.sc.gov) and [www.eoc.sc.gov](http://www.eoc.sc.gov) as well as school and school district websites. Printed versions are available from school districts upon request.

YEAR	ABSOLUTE RATING	GROWTH RATING	PALMETTO GOLD AND SILVER AWARD		ESEA/FEDERAL ACCOUNTABILITY RATING SYSTEM	
			General Performance	Closing the Gap	ESEA Grade	Accountability Indicator
2013	Average	Average	TBD	TBD	B	Reward
2012	Average	Good	Silver	N/A	A	Reward
2011	Average	Average	Silver	N/A	Not Met	CA

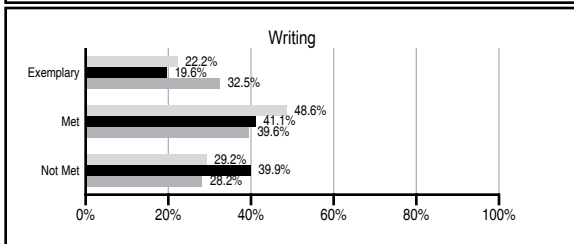
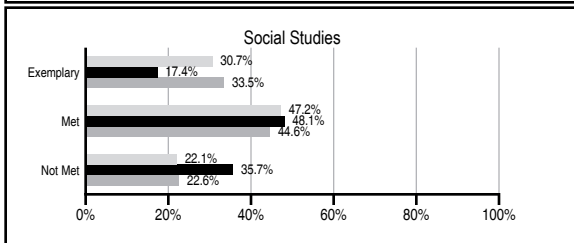
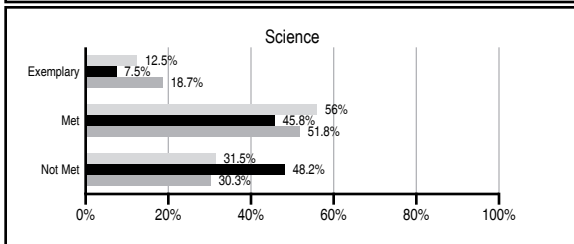
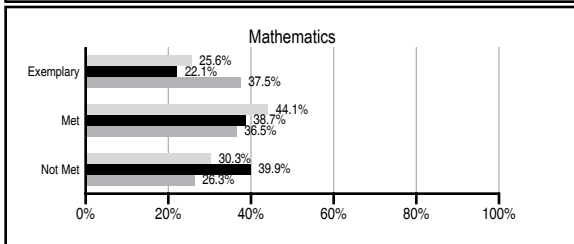
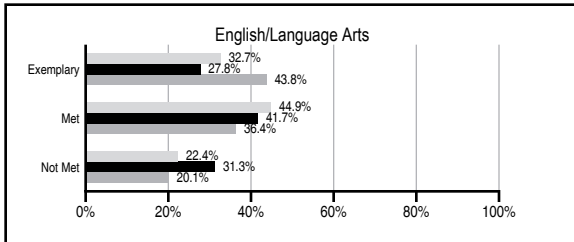
## ABSOLUTE RATINGS OF ELEMENTARY SCHOOLS WITH STUDENTS LIKE OURS\*

EXCELLENT	GOOD	AVERAGE	BELOW AVERAGE	AT-RISK
1	11	92	44	15

\* Ratings are calculated with data available by 11/07/2013. Schools with Students Like Ours are Elementary Schools with Poverty Indices of no more than 5% above or below the index for this school.

## PASS PERFORMANCE

Our School
  Elementary Schools with Students Like Ours
  Elementary schools statewide



## NAEP PERFORMANCE\*

\* Performance reported for SC and nation, data not available at school level. Percentages at NAEP Achievement Levels.



## SC PERFORMANCE VISION

*By 2020 all students will graduate with the knowledge and skills necessary to compete successfully in the global economy, participate in a democratic society and contribute positively as members of families and communities.*

### Abbreviations Key

N/A Not Applicable N/AV Not Available N/C Not Collected N/R Not Reported I/S Insufficient Sample TBD To be determined

# Thomas E. Kerns Elementary [Greenville County]

## SCHOOL PROFILE

	Our School	Change from Last Year	Elementary Schools with Students Like Ours	Median Elementary School
<b>Students (n=614)</b>				
Retention rate	1.3%	No Change	1.1%	0.9%
Attendance rate	96.3%	Down from 96.7%	95.9%	96.3%
Served by gifted and talented program	2.4%	N/A	2.6%	7.2%
With disabilities	17.2%	N/A	13.5%	12.4%
Older than usual for grade	2.7%	N/A	3.0%	1.9%
Out-of-school suspensions or expulsions for violent and/or criminal offenses	0.0%	No Change	0.0%	0.0%
<b>Teachers (n=46)</b>				
Teachers with advanced degrees	47.8%	Down from 48.8%	60.6%	62.5%
Continuing contract teachers	71.7%	Down from 88.4%	75.6%	83.3%
Teachers returning from previous year	87.2%	Down from 90.0%	84.6%	88.3%
Teacher attendance rate	96.8%	Up from 93.6%	94.9%	95.0%
Average teacher salary*	\$44,832	Down 3.8%	\$46,154	\$48,193
Classes not taught by highly qualified teachers	1.1%	Down from 4.9%	0.0%	0.0%
Professional development days/teacher	16.7 days	Up from 15.7 days	10.4 days	11.0 days
<b>School</b>				
Principal's years at school	7.0	Up from 6.0	4.0	4.0
Student-teacher ratio in core subjects	17.5 to 1	Down from 18.6 to 1	18.1 to 1	20.1 to 1
Prime instructional time	91.6%	Up from 89.9%	89.6%	90.0%
Opportunities in the arts	Good	No Change	Good	Good
SACS accreditation	Yes	No Change	Yes	Yes
Parents attending conferences	100.0%	No Change	100.0%	100.0%
Character development program	Good	No Change	Excellent	Excellent
Dollars spent per pupil**	\$6,857	Down 2.7%	\$8,293	\$7,364
Percent of expenditures for instruction**	71.0%	No Change	66.0%	68.0%
Percent of expenditures for teacher salaries**	69.0%	Down from 69.8%	64.0%	66.0%
ESEA composite index score	82.8	Down from 93.8	71.2	88.0

\* Length of contract = 185+ days.

\*\* Prior year audited financial data available.

## EVALUATION RESULTS

	Teachers	Students*	Parents*
Number of surveys returned	46	59	63
Percent satisfied with learning environment	97.8%	84.7%	85.8%
Percent satisfied with social and physical environment	97.8%	84.7%	82.5%
Percent satisfied with school-home relations	59.6%	79%	87.3%

\*Only students at the highest elementary school grade level at this school and their parents were included.

## REPORT OF PRINCIPAL AND SCHOOL IMPROVEMENT COUNCIL

Thomas E. Kerns Elementary serves approximately 625 students in a beautiful facility overlooking Interstate 85 and White Horse Road, in Greenville, South Carolina. As a result of commitment to student achievement, safety, and responsibility, our school has achieved many awards such as the Palmetto Silver Award for outstanding student academic performance, Clean School Award, Safe Kids Upstate Award, United States Environmental Protection Agency's Energy Star Award, and we are recognized as one of three schools in the state as an Exemplar School of Positive Behavioral Intervention and Supports (PBIS).

The school designates its Title I funds to provide additional personnel, materials and opportunities to support educational achievement in literacy and math. Reduced class size, intervention assistance for kindergarten through third grade, staff development for teachers, and focused parenting sessions all support student achievement. Additionally, a full-time technology teacher is provided to instruct students in the technology standards. With this assistance, students apply computer skills to create projects and extend classroom learning.

During the 2011–2012 school year, Buncombe Street United Methodist Church began a mentoring program for identified students. Through weekly tutorial sessions, these mentors built caring and trusting relationships with our students. This partnership has expanded over the past two years to enhance our relationship with both the church and the students. Additional business partnerships continue with Kiwanis Club of Greenville, Famous Hair, Camp Greenville, and Welcome Baptist Church for the Good News Club.

Throughout the year, grade-level teachers observed model lessons both at Thomas E. Kerns and other schools in the upstate. Teachers continued to develop and enhance common assessments. Data from many sources such as tests, quizzes, Measures of Academic Progress (MAP), and Palmetto Assessment of State Standards (PASS) were carefully analyzed to monitor and adjust instruction based on identified academic needs. Parental involvement opportunities in activities such as Reading, Math, and Curriculum Nights provide strategies for helping the students at home. Regular parent training sessions were held to enhance parent knowledge and skills.

The social worker, nurse, mental health counselor, and school counselor provide additional support which assists in helping students to be successful. The entire staff of Thomas E. Kerns continues to encourage our students to put forth their best efforts daily and to set high goals for themselves.

Tamiko Gingles, SIC Chair  
Judith E. Mulkey, Principal

Comprehensive detail, including definitions of ratings, performance criteria, and explanations of status, is available on [www.ed.sc.gov](http://www.ed.sc.gov) and [www.eoc.sc.gov](http://www.eoc.sc.gov) as well as school and school district websites.

Printed versions are available from school districts upon request.

### Abbreviations Key

N/A Not Applicable N/AV Not Available N/C Not Collected N/R Not Reported I/S Insufficient Sample TBD To be determined  
NI Newly Identified CSI Continuing School Improvement CA Corrective Action RP Plan to Restructure R Restructure DELAY School Improvement Status HOLD School Improvement Status