



SC Annual School Report Card Summary

Robert E. Cashion Elementary
 Greenville County
 Grades: PK-5 Enrollment: 657
 Principal: Shirley S. Chapman
 Superintendent: Mr. Burke Royster
 Board Chair: Mr. Chuck Saylor

PERFORMANCE

Comprehensive detail, including definitions of ratings, performance criteria, and explanations of status, is available on www.ed.sc.gov and www.eoc.sc.gov as well as school and school district websites. Printed versions are available from school districts upon request.

YEAR	ABSOLUTE RATING	GROWTH RATING	PALMETTO GOLD AND SILVER AWARD		ESEA/FEDERAL ACCOUNTABILITY RATING SYSTEM	
			General Performance	Closing the Gap	ESEA Grade	Accountability Indicator
2013	Average	Below Average	TBD	TBD	A	N/A
2012	Average	Average	N/A	Silver	B	N/A
2011	Average	Average	N/A	N/A	Met	N/A

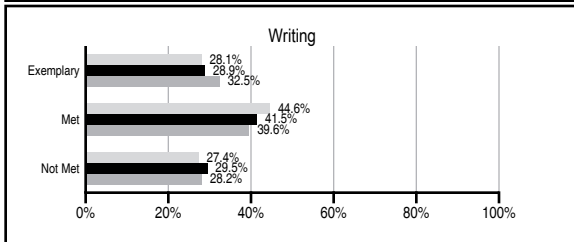
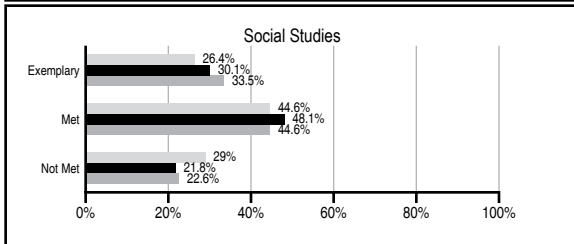
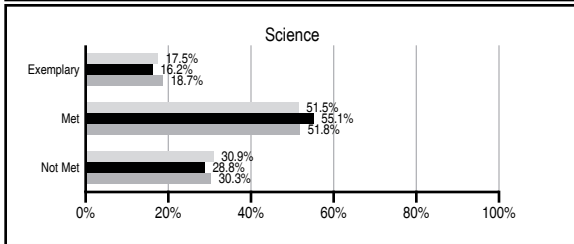
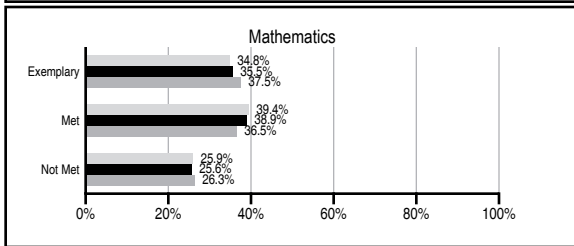
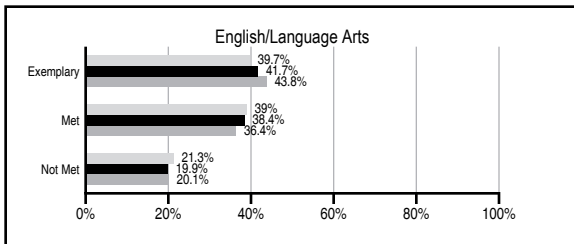
ABSOLUTE RATINGS OF ELEMENTARY SCHOOLS WITH STUDENTS LIKE OURS*

EXCELLENT	GOOD	AVERAGE	BELOW AVERAGE	AT-RISK
13	42	64	3	0

* Ratings are calculated with data available by 11/07/2013. Schools with Students Like Ours are Elementary Schools with Poverty Indices of no more than 5% above or below the index for this school.

PASS PERFORMANCE

Our School
 Elementary Schools with Students Like Ours
 Elementary schools statewide



NAEP PERFORMANCE*

* Performance reported for SC and nation, data not available at school level. Percentages at NAEP Achievement Levels.



SC PERFORMANCE VISION

By 2020 all students will graduate with the knowledge and skills necessary to compete successfully in the global economy, participate in a democratic society and contribute positively as members of families and communities.

Abbreviations Key

N/A Not Applicable N/AV Not Available N/C Not Collected N/R Not Reported I/S Insufficient Sample TBD To be determined

Robert E. Cashion Elementary [Greenville County]

SCHOOL PROFILE

	Our School	Change from Last Year	Elementary Schools with Students Like Ours	Median Elementary School
Students (n=657)				
Retention rate	0.4%	Down from 0.8%	1.2%	0.9%
Attendance rate	96.9%	Down from 97.2%	96.1%	96.3%
Served by gifted and talented program	6.1%	N/A	7.0%	7.2%
With disabilities	15.0%	N/A	14.1%	12.4%
Older than usual for grade	1.2%	N/A	2.4%	1.9%
Out-of-school suspensions or expulsions for violent and/or criminal offenses	0.0%	No Change	0.0%	0.0%
Teachers (n=38)				
Teachers with advanced degrees	52.6%	Up from 50.0%	61.5%	62.5%
Continuing contract teachers	81.6%	Down from 91.2%	85.2%	83.3%
Teachers returning from previous year	88.5%	Up from 86.4%	89.1%	88.3%
Teacher attendance rate	97.0%	Up from 96.4%	94.6%	95.0%
Average teacher salary*	\$45,449	Up 3.5%	\$48,608	\$48,193
Classes not taught by highly qualified teachers	0.0%	Down from 3.8%	0.0%	0.0%
Professional development days/teacher	12.2 days	Up from 11.7 days	11.5 days	11.0 days
School				
Principal's years at school	9.0	Up from 8.0	4.5	4.0
Student-teacher ratio in core subjects	21.7 to 1	Up from 21.1 to 1	20.0 to 1	20.1 to 1
Prime instructional time	93.3%	No Change	89.6%	90.0%
Opportunities in the arts	Good	No Change	Good	Good
SACS accreditation	Yes	No Change	Yes	Yes
Parents attending conferences	100.0%	No Change	100.0%	100.0%
Character development program	Good	No Change	Excellent	Excellent
Dollars spent per pupil**	\$5,809	Up 4.0%	\$7,514	\$7,364
Percent of expenditures for instruction**	66.0%	Up from 65.7%	67.0%	68.0%
Percent of expenditures for teacher salaries**	65.0%	Down from 65.5%	65.0%	66.0%
ESEA composite index score	91.4	Up from 83.1	87.3	88.0

* Length of contract = 185+ days.

** Prior year audited financial data available.

REPORT OF PRINCIPAL AND SCHOOL IMPROVEMENT COUNCIL

Robert E. Cashion Elementary School is a beautiful facility that opened its doors in August 2003. The school owes its heritage and thanks for a strong foundation to the one who lovingly and professionally served students of Greenville County for 40 years, Mr. Robert E. Cashion. The school is located in the Southern end of Greenville County on Fork Shoals Road across from Bonnie Brae Golf Course. The facility serves students in four year old kindergarten through fifth grade. The school received a Southern Association of Colleges and School Accreditation Peer Review during the 2005-06 school year. The review team rated the total school program as exemplary, and recommended the school's continued accreditation. In the spring of 2009, the School District of Greenville County received National Accreditation. The 2008-09 school year ushered in a new State assessment, the PASS. During the years of PACT (the former State assessment) and the three years of PASS, our test scores have continued to affirm that all students are achieving. The school's Absolute rating has remained average over the last nine years. The school's growth rating has also been average for the last three years. The school also received a "B" rating on the new ESEA/Federal Accountability Rating System for the 2011-12 school year. The staff at Robert E. Cashion continues to pursue the goal of providing each student with the skills necessary for academic success. Yearly need assessments are conducted to determine the best ways to meet the academic needs of all our students. As a result of our 2012-13 needs assessment, we will be focusing on the following goals for the 2013-14 school year: using effective methods and researched-based instructional strategies to strengthen the core academic program; increasing the quality of learning time; providing high quality professional development for teachers that support best practices for teaching all academic subjects; and increasing parental and community involvement in the school. The school staff, students, parents and community partners work consistently to convey a caring and nurturing atmosphere where positive social, emotional, physical, and educational growth of students is apparent. Shirley S. Chapman, Principal
Tracie Raines, SIC Chairperson

EVALUATION RESULTS

	Teachers	Students*	Parents*
Number of surveys returned	38	88	32
Percent satisfied with learning environment	89.4%	83%	84.4%
Percent satisfied with social and physical environment	94.7%	87.3%	78.1%
Percent satisfied with school-home relations	94.7%	92%	84.4%

*Only students at the highest elementary school grade level at this school and their parents were included.

Comprehensive detail, including definitions of ratings, performance criteria, and explanations of status, is available on www.ed.sc.gov and www.eoc.sc.gov as well as school and school district websites.

Printed versions are available from school districts upon request.

Abbreviations Key

N/A Not Applicable N/AV Not Available N/C Not Collected N/R Not Reported I/S Insufficient Sample TBD To be determined

NI Newly Identified CSI Continuing School Improvement CA Corrective Action RP Plan to Restructure R Restructure DELAY School Improvement Status HOLD School Improvement Status