



SC Annual School Report Card Summary

Bell's Crossing
Greenville County
Grades: K-5 Enrollment: 978
Principal: Christopher Ross
Superintendent: Mr. Burke Royster
Board Chair: Mr. Chuck Saylor

PERFORMANCE

Comprehensive detail, including definitions of ratings, performance criteria, and explanations of status, is available on www.ed.sc.gov and www.eoc.sc.gov as well as school and school district websites. Printed versions are available from school districts upon request.

YEAR	ABSOLUTE RATING	GROWTH RATING	PALMETTO GOLD AND SILVER AWARD		ESEA/FEDERAL ACCOUNTABILITY RATING SYSTEM	
			General Performance	Closing the Gap	ESEA Grade	Accountability Indicator
2013	Excellent	Good	TBD	TBD	A	N/A
2012	Excellent	Excellent	Gold	N/A	B	N/A
2011	Excellent	Excellent	Gold	Silver	Not Met	N/A

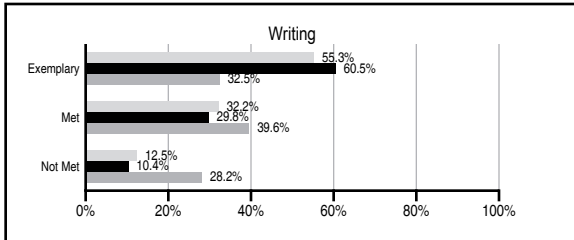
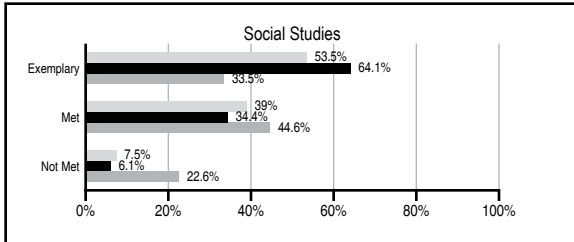
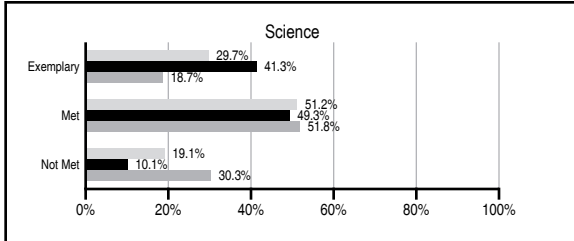
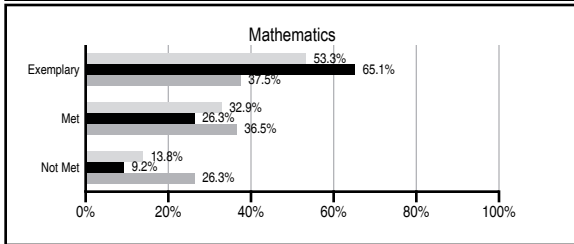
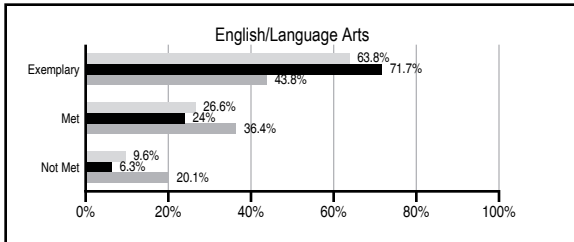
ABSOLUTE RATINGS OF ELEMENTARY SCHOOLS WITH STUDENTS LIKE OURS*

EXCELLENT	GOOD	AVERAGE	BELOW AVERAGE	AT-RISK
15	0	0	0	0

* Ratings are calculated with data available by 11/07/2013. Schools with Students Like Ours are Elementary Schools with Poverty Indices of no more than 5% above or below the index for this school.

PASS PERFORMANCE

Our School
 Elementary Schools with Students Like Ours
 Elementary schools statewide



NAEP PERFORMANCE*

* Performance reported for SC and nation, data not available at school level. Percentages at NAEP Achievement Levels.



SC PERFORMANCE VISION

By 2020 all students will graduate with the knowledge and skills necessary to compete successfully in the global economy, participate in a democratic society and contribute positively as members of families and communities.

Abbreviations Key

N/A Not Applicable N/AV Not Available N/C Not Collected N/R Not Reported I/S Insufficient Sample TBD To be determined

Bell's Crossing [Greenville County]

SCHOOL PROFILE

	Our School	Change from Last Year	Elementary Schools with Students Like Ours	Median Elementary School
Students (n=978)				
Retention rate	0.5%	Up from 0.4%	0.4%	0.9%
Attendance rate	97.4%	Down from 97.7%	97.2%	96.3%
Served by gifted and talented program	15.8%	N/A	18.2%	7.2%
With disabilities	11.0%	N/A	10.9%	12.4%
Older than usual for grade	0.7%	N/A	0.7%	1.9%
Out-of-school suspensions or expulsions for violent and/or criminal offenses	0.0%	No Change	0.0%	0.0%
Teachers (n=54)				
Teachers with advanced degrees	63.0%	Down from 63.5%	66.7%	62.5%
Continuing contract teachers	85.2%	Down from 88.9%	92.7%	83.3%
Teachers returning from previous year	88.3%	Down from 93.4%	91.5%	88.3%
Teacher attendance rate	93.8%	Down from 95.3%	95.2%	95.0%
Average teacher salary*	\$48,672	Up 1.3%	\$50,266	\$48,193
Classes not taught by highly qualified teachers	0.0%	No Change	0.0%	0.0%
Professional development days/teacher	10.8 days	Up from 8.2 days	9.2 days	11.0 days
School				
Principal's years at school	1.0	Down from 10.0	4.0	4.0
Student-teacher ratio in core subjects	20.4 to 1	Down from 22.9 to 1	20.4 to 1	20.1 to 1
Prime instructional time	89.9%	Down from 91.6%	91.4%	90.0%
Opportunities in the arts	Good	No Change	Good	Good
SACS accreditation	Yes	No Change	Yes	Yes
Parents attending conferences	99.6%	Down from 99.9%	100.0%	100.0%
Character development program	Excellent	No Change	Excellent	Excellent
Dollars spent per pupil**	\$5,281	Up 6.8%	\$7,370	\$7,364
Percent of expenditures for instruction**	69.0%	Down from 69.7%	73.0%	68.0%
Percent of expenditures for teacher salaries**	68.0%	Down from 69.0%	71.0%	66.0%
ESEA composite index score	98.4	Up from 89.6	96.8	88.0

* Length of contract = 185+ days.

** Prior year audited financial data available.

EVALUATION RESULTS

	Teachers	Students*	Parents*
Number of surveys returned	54	175	97
Percent satisfied with learning environment	100%	85.2%	88.7%
Percent satisfied with social and physical environment	100%	85.8%	95.8%
Percent satisfied with school-home relations	96.4%	94.9%	89.6%

*Only students at the highest elementary school grade level at this school and their parents were included.

REPORT OF PRINCIPAL AND SCHOOL IMPROVEMENT COUNCIL

Bell's Crossing Elementary School is a place where students learn today and lead tomorrow. The school is known as a Continuous Improvement/Baldrige School as well as a Covey school. The Baldrige Model of continuous improvement has students taking ownership of their learning through setting goals, tracking their progress, and communicating their growth. The Covey Model uses character strategies found in Stephen Covey's Book, Highly Effective People. The two models complement each other to make Bell's Crossing a School of Leaders.

Bell's Crossing has been recognized across the state and country for its accomplishments. The school has received the Palmetto Gold Award each of its 11 years in existence. This award is attributed to its high achievement. Bell's Crossing has also earned the Exemplary Writing Award, Red Carpet Award, South Carolina School of Character, and National School of Character. The state Teacher of the Year is a member of the staff, serving as the school's instructional coach. This past year the school was recognized as a Star Energy School and a Safe Kids School. Bell's Crossing will continue to achieve at the highest of levels.

The school has a proven history of being a model for leadership. The students are provided leadership opportunities through Student Council, Peer Tutors, News Team, and Community Service Projects. Character education is taught throughout the school as the staff strives to educate the whole child and serve as role models for our students. Fine Arts education is promoted through school productions, Reflections Contest, and other events. The School Improvement Council is active, monitors the school goals, and serves as an advisory board with input of school improvements. The Parent Teacher Association supports the school with strong programs and financial resources.

Technology has moved to the forefront at the school recently. Bell's Crossing has an interactive whiteboard in every classroom, along with devices for each student to interact with the board. Students have access to two computer labs and eight laptop carts. This past year, the school transformed a classroom into a virtual field trip lab. Students have the opportunities to visit places like NASA, London Archives, and the Royal Botanical Gardens of Canada to enrich and expand their studies. Bell's Crossing will be implementing tablets this school year to further move the school towards a 21st century classroom.

Bell's Crossing strives to provide the best education for our students. Our school climate promotes a supportive learning environment for our children. We believe in educating the whole child in order for our students to soar and succeed, to grow and to lead.

Christopher Ross, Principal ☐Mrs. Stacey Daniel, SIC Chairperson

Comprehensive detail, including definitions of ratings, performance criteria, and explanations of status, is available on www.ed.sc.gov and www.eoc.sc.gov as well as school and school district websites.

Printed versions are available from school districts upon request.

Abbreviations Key

N/A Not Applicable N/AV Not Available N/C Not Collected N/R Not Reported I/S Insufficient Sample TBD To be determined

NI Newly Identified CSI Continuing School Improvement CA Corrective Action RP Plan to Restructure R Restructure DELAY School Improvement Status HOLD School Improvement Status