



SC Annual School Report Card Summary

Chandler Creek Elementary School
 Greenville County
 Grades: PK-5 Enrollment: 887
 Principal: Jane R. Mills
 Superintendent: Mr. Burke Royster
 Board Chair: Mr. Chuck Saylor

PERFORMANCE

Comprehensive detail, including definitions of ratings, performance criteria, and explanations of status, is available on www.ed.sc.gov and www.eoc.sc.gov as well as school and school district websites. Printed versions are available from school districts upon request.

YEAR	ABSOLUTE RATING	GROWTH RATING	PALMETTO GOLD AND SILVER AWARD		ESEA/FEDERAL ACCOUNTABILITY RATING SYSTEM	
			General Performance	Closing the Gap	ESEA Grade	Accountability Indicator
2013	Good	Below Average	TBD	TBD	A	N/A
2012	Good	Good	Silver	N/A	A	N/A
2011	Average	Average	Silver	N/A	Not Met	N/A

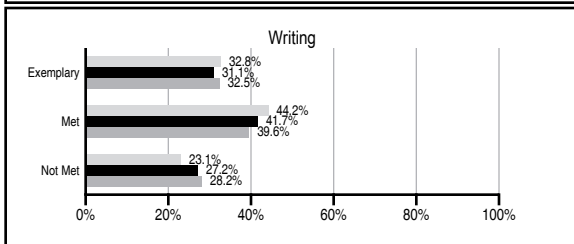
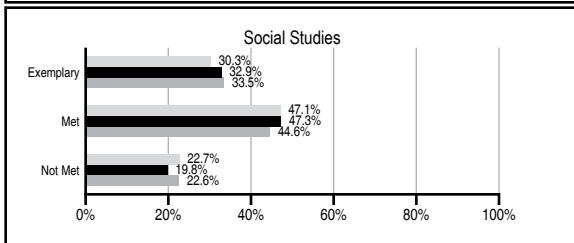
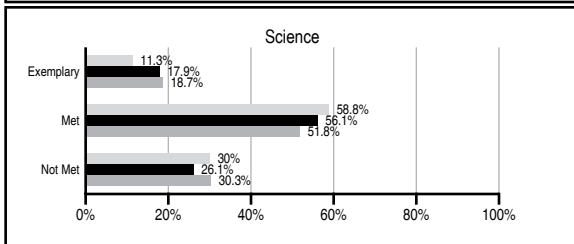
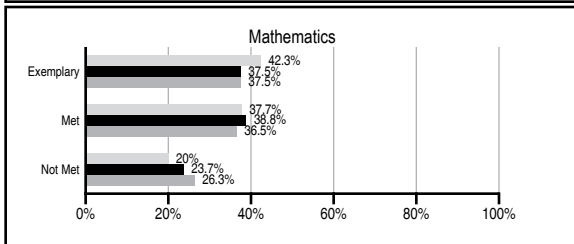
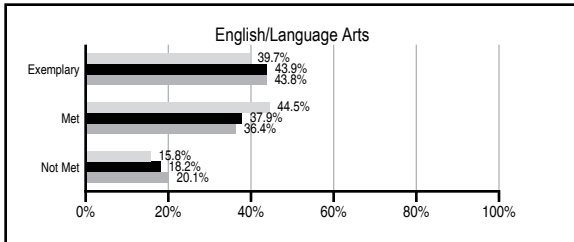
ABSOLUTE RATINGS OF ELEMENTARY SCHOOLS WITH STUDENTS LIKE OURS*

EXCELLENT	GOOD	AVERAGE	BELOW AVERAGE	AT-RISK
20	47	52	0	0

* Ratings are calculated with data available by 11/07/2013. Schools with Students Like Ours are Elementary Schools with Poverty Indices of no more than 5% above or below the index for this school.

PASS PERFORMANCE

Our School
 Elementary Schools with Students Like Ours
 Elementary schools statewide



NAEP PERFORMANCE*

* Performance reported for SC and nation, data not available at school level. Percentages at NAEP Achievement Levels.



SC PERFORMANCE VISION

By 2020 all students will graduate with the knowledge and skills necessary to compete successfully in the global economy, participate in a democratic society and contribute positively as members of families and communities.

Abbreviations Key

N/A Not Applicable N/AV Not Available N/C Not Collected N/R Not Reported I/S Insufficient Sample TBD To be determined

Chandler Creek Elementary School [Greenville County]

SCHOOL PROFILE

	Our School	Change from Last Year	Elementary Schools with Students Like Ours	Median Elementary School
Students (n=887)				
Retention rate	1.8%	Down from 2.5%	1.2%	0.9%
Attendance rate	96.2%	Down from 96.5%	96.2%	96.3%
Served by gifted and talented program	5.2%	N/A	7.8%	7.2%
With disabilities	10.3%	N/A	13.7%	12.4%
Older than usual for grade	1.5%	N/A	2.2%	1.9%
Out-of-school suspensions or expulsions for violent and/or criminal offenses	0.0%	No Change	0.0%	0.0%
Teachers (n=53)				
Teachers with advanced degrees	64.2%	Up from 60.4%	61.5%	62.5%
Continuing contract teachers	84.9%	No Change	85.7%	83.3%
Teachers returning from previous year	83.6%	Down from 84.7%	89.4%	88.3%
Teacher attendance rate	94.5%	Up from 94.1%	94.7%	95.0%
Average teacher salary*	\$44,541	Up 3.6%	\$48,795	\$48,193
Classes not taught by highly qualified teachers	0.0%	Down from 2.7%	0.0%	0.0%
Professional development days/teacher	13.8 days	No Change	11.0 days	11.0 days
School				
Principal's years at school	0.5	Down from 13.0	5.0	4.0
Student-teacher ratio in core subjects	21.3 to 1	Up from 19.6 to 1	20.1 to 1	20.1 to 1
Prime instructional time	90.1%	Down from 90.2%	89.8%	90.0%
Opportunities in the arts	Good	No Change	Good	Good
SACS accreditation	Yes	No Change	Yes	Yes
Parents attending conferences	100.0%	Up from 90.3%	100.0%	100.0%
Character development program	Excellent	No Change	Excellent	Excellent
Dollars spent per pupil**	\$5,602	Up 10.6%	\$7,219	\$7,364
Percent of expenditures for instruction**	67.0%	Down from 69.5%	68.0%	68.0%
Percent of expenditures for teacher salaries**	66.0%	Down from 68.8%	66.0%	66.0%
ESEA composite index score	91.6	Up from 90.6	88.4	88.0

* Length of contract = 185+ days.

** Prior year audited financial data available.

EVALUATION RESULTS

	Teachers	Students*	Parents*
Number of surveys returned	51	114	67
Percent satisfied with learning environment	88.2%	91.2%	88.1%
Percent satisfied with social and physical environment	96.2%	89.5%	89.6%
Percent satisfied with school-home relations	94.2%	88.3%	87.9%

*Only students at the highest elementary school grade level at this school and their parents were included.

REPORT OF PRINCIPAL AND SCHOOL IMPROVEMENT COUNCIL

Chandler Creek Elementary School is proud to be a school where family values and a sense of one's community are prevalent. During the 2012-2013 school year, Chandler Creek aligned its core principles with that of Greenville County Schools to accelerate student achievement, broaden support, and cultivate identity. The school's tagline, Celebrating Diversity, originated as a school wide focus team worked to develop insight into the varied degrees of learning and abilities that children bring to the school. The staff agreed that our differences should be embraced and celebrated as we seek to educate all children.

Student Achievement was recognized with the ESEA School Report Card Grade showing a 90.6% rating earning an "A" for performance. The school received the Palmetto Silver Award and a growth rating of Average which showed gains in student achievement and proficiency in ELA and MATH for the majority of targeted subgroups.

Support was broadened with the introduction of the school's "Brain Busters" group which focused on basic knowledge of math facts. IXL computer software was initiated and a daily tutoring club met to strengthen knowledge of math skills. Varied clubs provided exposure beyond the school day and included sports club, art club, student council, Jr. Beta club, Lego Club, Spanish club, chorus, recorder club and a running club. Students also participated in Spanish lessons weekly which supported the schools International Baccalaureate Initiatives.

Our PTA hosted the Fall Festival, school dances, and varied parent nights, as well as, joining with local companies for spirit nights and skating events. The school's SIC met monthly to create a more pervasive means of school to home communication through work with the school website, weekly newsletters, school events messenger, up to date marquis information, and a survey to the staff about school support initiatives.

Chandler Creek Elementary was awarded the Clean School Award for the third consecutive year and the Safe Schools Award for creating a safe learning environment that promotes health and wellness.

As the 2012-2013 school year came to a close, Chandler Creek said farewell to the long time principal who retired and welcomed new leadership in March of 2013. With new leadership at the helm, the school community surveyed and assessed future needs to include increased technology, the onset of a new literacy program, IB training for all staff, and the implementation of the Healthy Menus option. The CATCH committee has reorganized to promote increased physical activity and the school leadership forum has met to discuss building leadership skills school wide with character lessons that coordinate with IB methodology. Through candid discussions and collaborative exercises, the school professional learning community has committed to a climate of growth. A glimpse into the future of Chandler Creek Elementary shows a community of learners striving for excellence and celebrating the possibilities for the children and families of Greer, South Carolina.

Jane Mills, Principal
Stacy Campbell, SIC Chairperson

Comprehensive detail, including definitions of ratings, performance criteria, and explanations of status, is available on www.ed.sc.gov and www.eoc.sc.gov as well as school and school district websites.

Printed versions are available from school districts upon request.

Abbreviations Key

N/A Not Applicable N/AV Not Available N/C Not Collected N/R Not Reported I/S Insufficient Sample TBD To be determined

NI Newly Identified CSI Continuing School Improvement CA Corrective Action RP Plan to Restructure R Restructure DELAY School Improvement Status HOLD School Improvement Status