



SC Annual School Report Card Summary

Oakview Elementary
 Greenville County
 Grades: PK-5 Enrollment: 1,054
 Principal: Dr. Phillip Reavis
 Superintendent: Mr. Burke Royster
 Board Chair: Mr. Chuck Saylor

PERFORMANCE

Comprehensive detail, including definitions of ratings, performance criteria, and explanations of status, is available on www.ed.sc.gov and www.eoc.sc.gov as well as school and school district websites. Printed versions are available from school districts upon request.

YEAR	ABSOLUTE RATING	GROWTH RATING	PALMETTO GOLD AND SILVER AWARD		ESEA/FEDERAL ACCOUNTABILITY RATING SYSTEM	
			General Performance	Closing the Gap	ESEA Grade	Accountability Indicator
2013	Excellent	Good	TBD	TBD	A	N/A
2012	Excellent	Excellent	Gold	Gold	A	N/A
2011	Excellent	Excellent	Gold	N/A	Met	N/A

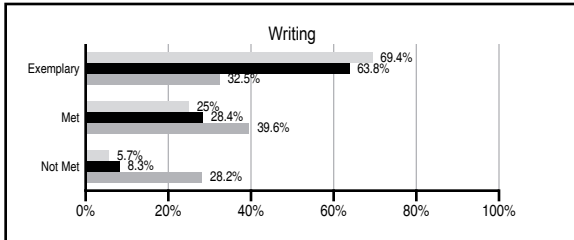
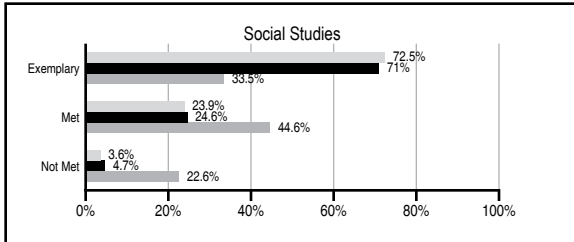
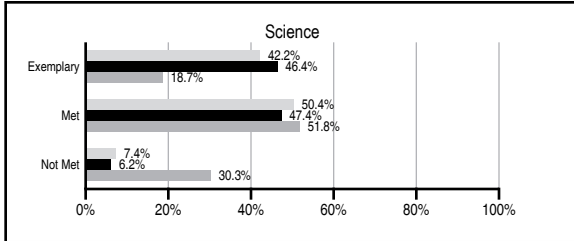
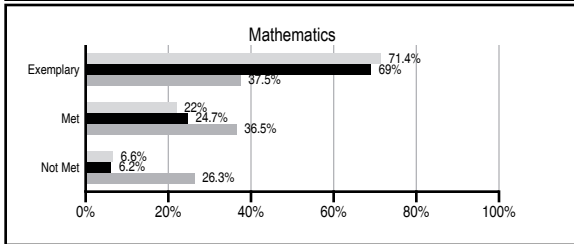
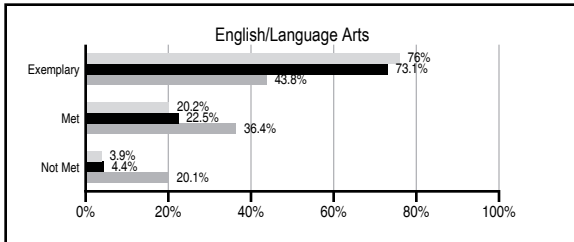
ABSOLUTE RATINGS OF ELEMENTARY SCHOOLS WITH STUDENTS LIKE OURS*

EXCELLENT	GOOD	AVERAGE	BELOW AVERAGE	AT-RISK
15	0	0	0	0

* Ratings are calculated with data available by 11/07/2013. Schools with Students Like Ours are Elementary Schools with Poverty Indices of no more than 5% above or below the index for this school.

PASS PERFORMANCE

Our School
 Elementary Schools with Students Like Ours
 Elementary schools statewide



NAEP PERFORMANCE*

* Performance reported for SC and nation, data not available at school level. Percentages at NAEP Achievement Levels.



SC PERFORMANCE VISION

By 2020 all students will graduate with the knowledge and skills necessary to compete successfully in the global economy, participate in a democratic society and contribute positively as members of families and communities.

Abbreviations Key

N/A Not Applicable N/AV Not Available N/C Not Collected N/R Not Reported I/S Insufficient Sample TBD To be determined

Oakview Elementary [Greenville County]

SCHOOL PROFILE

	Our School	Change from Last Year	Elementary Schools with Students Like Ours	Median Elementary School
Students (n=1,054)				
Retention rate	1.6%	Up from 1.1%	0.4%	0.9%
Attendance rate	97.5%	Down from 97.7%	97.2%	96.3%
Served by gifted and talented program	26.8%	N/A	20.7%	7.2%
With disabilities	7.9%	N/A	7.9%	12.4%
Older than usual for grade	0.6%	N/A	0.4%	1.9%
Out-of-school suspensions or expulsions for violent and/or criminal offenses	0.1%	Down from 0.2%	0.0%	0.0%
Teachers (n=62)				
Teachers with advanced degrees	66.1%	Up from 63.6%	67.7%	62.5%
Continuing contract teachers	83.9%	Down from 90.9%	88.5%	83.3%
Teachers returning from previous year	88.1%	Down from 92.6%	91.4%	88.3%
Teacher attendance rate	95.0%	Up from 93.6%	95.2%	95.0%
Average teacher salary*	\$49,565	Up 1.3%	\$49,416	\$48,193
Classes not taught by highly qualified teachers	0.0%	Down from 2.1%	0.4%	0.0%
Professional development days/teacher	11.8 days	Down from 14.6 days	10.9 days	11.0 days
School				
Principal's years at school	12.0	Up from 11.0	5.0	4.0
Student-teacher ratio in core subjects	22.1 to 1	Down from 24.9 to 1	21.6 to 1	20.1 to 1
Prime instructional time	91.7%	Up from 90.6%	91.6%	90.0%
Opportunities in the arts	Good	No Change	Good	Good
SACS accreditation	Yes	No Change	Yes	Yes
Parents attending conferences	100.0%	No Change	100.0%	100.0%
Character development program	Excellent	No Change	Excellent	Excellent
Dollars spent per pupil**	\$5,283	Up 2.9%	\$6,992	\$7,364
Percent of expenditures for instruction**	69.0%	Up from 68.7%	71.5%	68.0%
Percent of expenditures for teacher salaries**	68.0%	Down from 68.7%	70.5%	66.0%
ESEA composite index score	98.9	Up from 98.3	98.9	88.0

* Length of contract = 185+ days.

** Prior year audited financial data available.

EVALUATION RESULTS

	Teachers	Students*	Parents*
Number of surveys returned	59	186	171
Percent satisfied with learning environment	100%	88.2%	91.8%
Percent satisfied with social and physical environment	100%	89.7%	96.5%
Percent satisfied with school-home relations	100%	93%	93.6%

*Only students at the highest elementary school grade level at this school and their parents were included.

REPORT OF PRINCIPAL AND SCHOOL IMPROVEMENT COUNCIL

Goals and Objectives

Faculty Council, School Improvement Council, PTA, and students worked together to establish a clear direction for the 2012-2013 school year. Using the Greenville County Schools Education Plan as a framework, as well as the school's own Strategic Plan, Oakview set goals for improvement. Goal areas included, among others, increasing the number of students scoring Exemplary or Met on PASS Math, ELA, Science, and Social Studies.

Accomplishments for 2012-2013

Students continued to maintain a high level of achievement as measured by test scores. Data from curriculum based assessments were used to evaluate progress at all grades throughout the year. Kindergarten through fifth grade students were assessed using a variety of instruments including AIMSWEB, ITBS, CogAT, MAP, PASS, and/or the Fountas & Pinnell reading inventory. Data from the reading inventory were used to develop leveled reading groups. PASS results from prior years show Oakview to be performing near the top of the state when compared to schools like ours. In recognition of this continued high achievement, the school received its eleventh consecutive Palmetto Gold Award and earned a second Palmetto Gold Award for closing the achievement gap for minority students. The school received a grade of "A" on federal accountability measures and two ratings of Excellent on its state report card. Teachers received over \$6,000 in grants to carry out innovative instructional strategies in their classrooms. Partnering with PTA, the school expanded its leveled reader bookroom and added iPads to campus. To support iPads and other mobile devices, the school installed WIFI throughout the building. The school also established a Distance Learning Lab in order to host virtual field trips, school to school collaborations, and video conference professional development. Oakview received a Safe Schools Award for the eighth consecutive year and earned its first LiveWell Greenville Healthy School award! PTA and community members logged tens of thousands of volunteer hours to support school programs. PTA received two state awards for excellence in family partnerships and enrichment programs. The school was also honored for making the largest single donation of canned food to a local food pantry.

Plans for the Future

In 2013-2014, the school faculty will take part in balanced literacy training and will continue implementing new Common Core State Standards. In addition, Oakview will host Grandparents Day and Fossil Fun Day. With an established Strategic Plan, the school will continue to focus on goals for improved student performance, while at the same time, teaching the "whole child." Together, we anticipate success as we fulfill Oakview's mission! Principal, Dr. Phillip Reavis and SIC Chair, Mrs. Pam Harris

Comprehensive detail, including definitions of ratings, performance criteria, and explanations of status, is available on www.ed.sc.gov and www.eoc.sc.gov as well as school and school district websites.

Printed versions are available from school districts upon request.

Abbreviations Key

N/A Not Applicable N/AV Not Available N/C Not Collected N/R Not Reported I/S Insufficient Sample TBD To be determined

NI Newly Identified CSI Continuing School Improvement CA Corrective Action RP Plan to Restructure R Restructure DELAY School Improvement Status HOLD School Improvement Status