



SC Annual School Report Card Summary

Heritage Elementary School
 Greenville County
 Grades: PK-5 Enrollment: 633
 Principal: Heather M. Hester
 Superintendent: Mr. Burke Royster
 Board Chair: Mr. Chuck Saylor

PERFORMANCE

Comprehensive detail, including definitions of ratings, performance criteria, and explanations of status, is available on www.ed.sc.gov and www.eoc.sc.gov as well as school and school district websites. Printed versions are available from school districts upon request.

YEAR	ABSOLUTE RATING	GROWTH RATING	PALMETTO GOLD AND SILVER AWARD		ESEA/FEDERAL ACCOUNTABILITY RATING SYSTEM	
			General Performance	Closing the Gap	ESEA Grade	Accountability Indicator
2013	Average	Average	TBD	TBD	B	N/A
2012	Average	Average	N/A	N/A	B	N/A
2011	Average	Average	Silver	N/A	Not Met	N/A

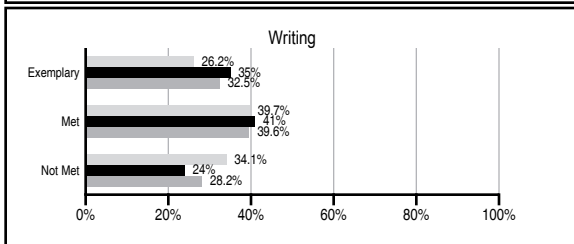
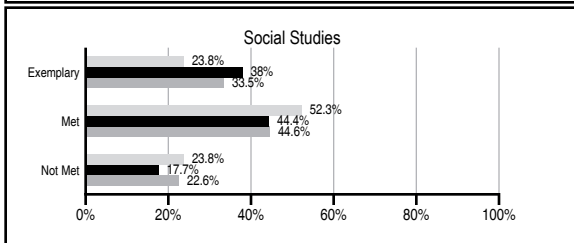
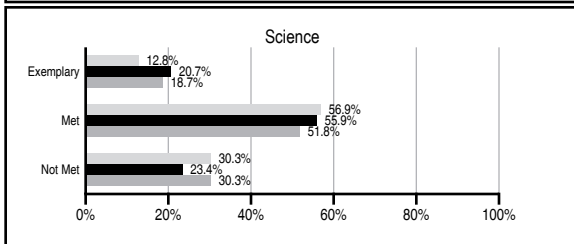
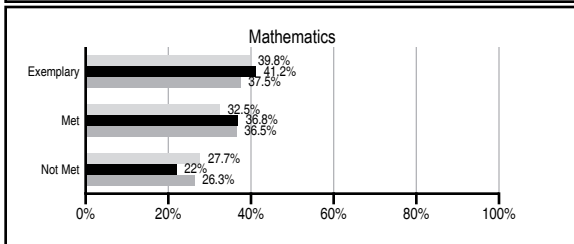
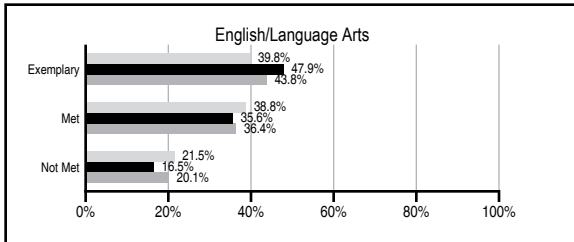
ABSOLUTE RATINGS OF ELEMENTARY SCHOOLS WITH STUDENTS LIKE OURS*

EXCELLENT	GOOD	AVERAGE	BELOW AVERAGE	AT-RISK
37	37	30	0	1

* Ratings are calculated with data available by 11/07/2013. Schools with Students Like Ours are Elementary Schools with Poverty Indices of no more than 5% above or below the index for this school.

PASS PERFORMANCE

Our School Elementary Schools with Students Like Ours Elementary schools statewide



NAEP PERFORMANCE*

* Performance reported for SC and nation, data not available at school level. Percentages at NAEP Achievement Levels.



SC PERFORMANCE VISION

By 2020 all students will graduate with the knowledge and skills necessary to compete successfully in the global economy, participate in a democratic society and contribute positively as members of families and communities.

Abbreviations Key

N/A Not Applicable N/AV Not Available N/C Not Collected N/R Not Reported I/S Insufficient Sample TBD To be determined

Heritage Elementary School [Greenville County]

SCHOOL PROFILE

	Our School	Change from Last Year	Elementary Schools with Students Like Ours	Median Elementary School
Students (n=633)				
Retention rate	2.2%	Down from 2.7%	1.2%	0.9%
Attendance rate	95.4%	Down from 95.7%	96.2%	96.3%
Served by gifted and talented program	8.2%	N/A	8.7%	7.2%
With disabilities	16.0%	N/A	12.6%	12.4%
Older than usual for grade	1.9%	N/A	2.1%	1.9%
Out-of-school suspensions or expulsions for violent and/or criminal offenses	0.3%	No Change	0.0%	0.0%
Teachers (n=39)				
Teachers with advanced degrees	64.1%	Up from 60.5%	64.2%	62.5%
Continuing contract teachers	84.6%	Down from 86.8%	86.6%	83.3%
Teachers returning from previous year	92.9%	No Change	89.9%	88.3%
Teacher attendance rate	93.5%	Down from 94.3%	95.0%	95.0%
Average teacher salary*	\$49,420	Up 4.3%	\$49,013	\$48,193
Classes not taught by highly qualified teachers	0.0%	No Change	0.0%	0.0%
Professional development days/teacher	7.2 days	Down from 10.1 days	11.3 days	11.0 days
School				
Principal's years at school	1.0	Down from 12.0	6.0	4.0
Student-teacher ratio in core subjects	23.7 to 1	Down from 23.9 to 1	20.8 to 1	20.1 to 1
Prime instructional time	88.4%	Down from 88.9%	90.1%	90.0%
Opportunities in the arts	Good	No Change	Good	Good
SACS accreditation	Yes	No Change	Yes	Yes
Parents attending conferences	100.0%	No Change	100.0%	100.0%
Character development program	Good	Down from Excellent	Excellent	Excellent
Dollars spent per pupil**	\$6,208	Up 3.3%	\$6,901	\$7,364
Percent of expenditures for instruction**	67.0%	Up from 66.7%	68.0%	68.0%
Percent of expenditures for teacher salaries**	65.0%	Down from 66.6%	66.0%	66.0%
ESEA composite index score	82.1	Down from 86.0	89.6	88.0

* Length of contract = 185+ days.

** Prior year audited financial data available.

EVALUATION RESULTS

	Teachers	Students*	Parents*
Number of surveys returned	46	84	61
Percent satisfied with learning environment	100%	88.1%	93.5%
Percent satisfied with social and physical environment	100%	90.3%	90.5%
Percent satisfied with school-home relations	97.8%	84.3%	90.1%

*Only students at the highest elementary school grade level at this school and their parents were included.

REPORT OF PRINCIPAL AND SCHOOL IMPROVEMENT COUNCIL

Heritage Elementary School is located at the foot of the Blue Ridge Mountains in beautiful Travelers Rest, South Carolina. Heritage is a hometown school in which students, staff, parents, and community members are all integral participants in making a difference in the world. Through an active PTA and SIC, parents and community members partner with educators to insure we are adequately preparing our students for the world around them.

We are an International Baccalaureate (IB) School, offering students in grades K3-5 the Primary Years Programme (PYP). This program engages the students in the learning process through inquiry based instruction, integrated units of study and a project-based approach. IB-PYP students maintain IB student portfolios, in which they keep work year to year and conference with their parents about their progress. Every student receives weekly Spanish instruction, with students in grades 3-5 receiving language instruction daily. Through this rigorous international program of education, our students are living our motto, "Hometown School—World Class Education".

Following extensive data analysis of strengths and areas for improvement, the staff set goals for student achievement and professional development. Teachers worked together throughout the year to individually challenge each student in their classrooms. Special focus this year was on reading and research. Teachers participated in training sessions that brought best practices into every classroom, incorporated technology, and supported every learner. School goals were set to raise student achievement levels in both reading and math with plans to measure progress through data and surveys completed by staff, parents and students. In an effort to meet the needs of some of our more fragile learners, SIC sponsored an early risers club that allowed students to access Compass Learning two mornings per week in the school's computer lab. Data from spring MAP testing showed that the program was successful in raising these students' academic achievement.

Student and teacher technology use continues to be an integral part of the educational program at Heritage. A state of the art networked computer lab, Promethean or Smart Boards in each classroom, and the addition of ActivExpressions and ActiVotes allow students enhanced learning experiences each and every day. Students participate in virtual field trips, conduct research, and complete IB projects using educational technology. Teachers participate in a variety of professional development throughout the year to insure they are implementing the latest strategies with their students.

Heritage Elementary continues to look for effective ways to provide our students with a world-class education.

Heather M. Hester
Principal
Heather Gatchell
SIC Chairperson

Comprehensive detail, including definitions of ratings, performance criteria, and explanations of status, is available on www.ed.sc.gov and www.eoc.sc.gov as well as school and school district websites.

Printed versions are available from school districts upon request.

Abbreviations Key

N/A Not Applicable N/AV Not Available N/C Not Collected N/R Not Reported I/S Insufficient Sample TBD To be determined
NI Newly Identified CSI Continuing School Improvement CA Corrective Action RP Plan to Restructure R Restructure DELAY School Improvement Status HOLD School Improvement Status