



SC Annual School Report Card Summary

Greenbrier Elementary School
 Greenville County
 Grades: PK-5 Enrollment: 784
 Principal: Y.C. (Nicky) Andrews
 Superintendent: Mr. Burke Royster
 Board Chair: Mr. Chuck Saylor

PERFORMANCE

Comprehensive detail, including definitions of ratings, performance criteria, and explanations of status, is available on www.ed.sc.gov and www.eoc.sc.gov as well as school and school district websites. Printed versions are available from school districts upon request.

YEAR	ABSOLUTE RATING	GROWTH RATING	PALMETTO GOLD AND SILVER AWARD		ESEA/FEDERAL ACCOUNTABILITY RATING SYSTEM	
			General Performance	Closing the Gap	ESEA Grade	Accountability Indicator
2013	Good	Average	TBD	TBD	A	N/A
2012	Average	Average	N/A	N/A	B	N/A
2011	Average	Average	Silver	N/A	Not Met	N/A

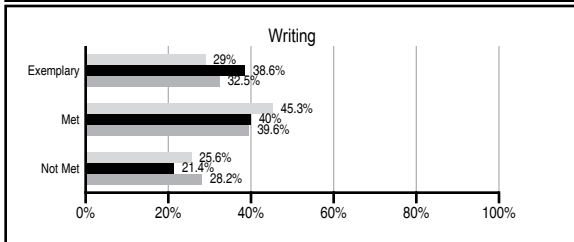
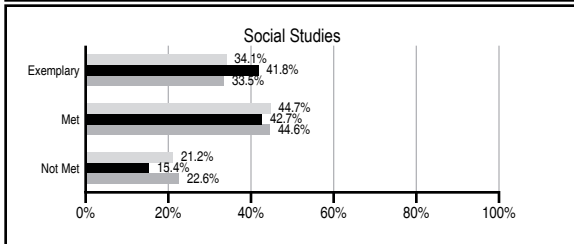
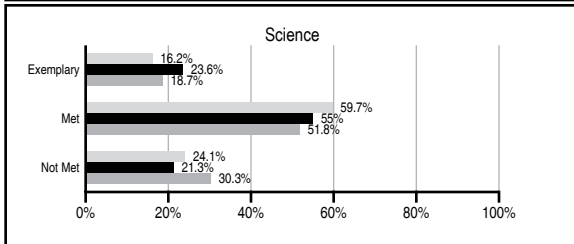
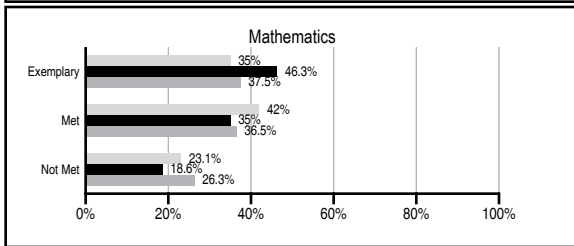
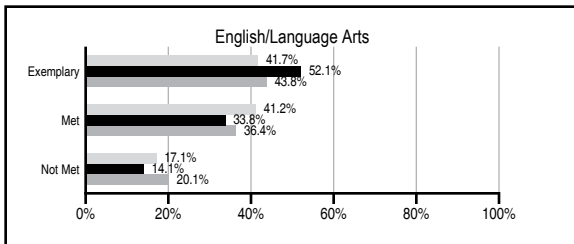
ABSOLUTE RATINGS OF ELEMENTARY SCHOOLS WITH STUDENTS LIKE OURS*

EXCELLENT	GOOD	AVERAGE	BELOW AVERAGE	AT-RISK
35	31	6	0	0

* Ratings are calculated with data available by 11/07/2013. Schools with Students Like Ours are Elementary Schools with Poverty Indices of no more than 5% above or below the index for this school.

PASS PERFORMANCE

Our School Elementary Schools with Students Like Ours Elementary schools statewide



NAEP PERFORMANCE*

* Performance reported for SC and nation, data not available at school level. Percentages at NAEP Achievement Levels.



SC PERFORMANCE VISION

By 2020 all students will graduate with the knowledge and skills necessary to compete successfully in the global economy, participate in a democratic society and contribute positively as members of families and communities.

Abbreviations Key

N/A Not Applicable N/AV Not Available N/C Not Collected N/R Not Reported I/S Insufficient Sample TBD To be determined

Greenbrier Elementary School [Greenville County]

SCHOOL PROFILE

	Our School	Change from Last Year	Elementary Schools with Students Like Ours	Median Elementary School
Students (n=784)				
Retention rate	1.0%	Down from 1.3%	0.8%	0.9%
Attendance rate	96.7%	Down from 96.9%	96.5%	96.3%
Served by gifted and talented program	8.0%	N/A	10.0%	7.2%
With disabilities	11.2%	N/A	11.3%	12.4%
Older than usual for grade	2.0%	N/A	1.4%	1.9%
Out-of-school suspensions or expulsions for violent and/or criminal offenses	0.6%	Up from 0.4%	0.0%	0.0%
Teachers (n=47)				
Teachers with advanced degrees	51.1%	Down from 53.2%	64.5%	62.5%
Continuing contract teachers	80.9%	Down from 91.5%	85.7%	83.3%
Teachers returning from previous year	92.9%	Down from 96.2%	89.8%	88.3%
Teacher attendance rate	94.9%	Up from 94.2%	95.4%	95.0%
Average teacher salary*	\$45,286	Down 0.3%	\$49,282	\$48,193
Classes not taught by highly qualified teachers	1.1%	Up from 0.0%	0.0%	0.0%
Professional development days/teacher	11.0 days	Down from 12.3 days	10.8 days	11.0 days
School				
Principal's years at school	5.0	Up from 4.0	4.5	4.0
Student-teacher ratio in core subjects	23.6 to 1	Up from 21.4 to 1	20.7 to 1	20.1 to 1
Prime instructional time	90.0%	Up from 89.1%	90.6%	90.0%
Opportunities in the arts	Good	No Change	Good	Good
SACS accreditation	Yes	No Change	Yes	Yes
Parents attending conferences	100.0%	No Change	100.0%	100.0%
Character development program	Excellent	Up from Good	Excellent	Excellent
Dollars spent per pupil**	\$5,736	Up 4.7%	\$6,936	\$7,364
Percent of expenditures for instruction**	70.0%	Down from 70.9%	69.0%	68.0%
Percent of expenditures for teacher salaries**	69.0%	Down from 70.6%	67.0%	66.0%
ESEA composite index score	96.3	Up from 86.0	90.9	88.0

* Length of contract = 185+ days.

** Prior year audited financial data available.

EVALUATION RESULTS

	Teachers	Students*	Parents*
Number of surveys returned	51	136	70
Percent satisfied with learning environment	90.2%	83.8%	88.6%
Percent satisfied with social and physical environment	94.3%	85.8%	91.5%
Percent satisfied with school-home relations	86.3%	92.6%	78.9%

*Only students at the highest elementary school grade level at this school and their parents were included.

REPORT OF PRINCIPAL AND SCHOOL IMPROVEMENT COUNCIL

Greenbrier Elementary, a public school in southern Greenville County, is located in the Mauldin community. Our school, home to over 800 wonderful students, has heterogeneously grouped classes in kindergarten through grade five. We have a 4K classroom and five self-contained special education classes. Specialists in art, music, physical education, and library science teach all students.

The student and staff population of Greenbrier have a high attendance record. We believe children who enter school in good health, feel safe, and are connected to their school are ready to learn. Greenbrier Elementary provides a caring and supportive environment. Our students and teachers take active roles in shaping the culture and environment of the classrooms, as well as of the school at large.

Working together, our Parent Teacher Association (PTA) and School Improvement Council (SIC) along with parents/guardians, school staff and the community seek to serve the mission of Greenbrier. The partnership between Greenbrier's PTA, SIC, and the community is held in high regard. Through gifts of time and donations, our business partners enable us to host family-friendly events throughout the year.

Seekers of Learning –

The academic curriculum is both meaningful and appropriately challenging for all students. With ongoing staff development, strategies for differentiating instruction are presented and shared at grade level meetings to ensure that teachers are meeting the learning needs of their students. Academic support is given to students who struggle with learning concepts. Formative common assessments provide data for the teachers to identify students' learning needs and differentiate instruction. Common grade level planning provides collaboration for curricular decisions that address and support student needs. These strategies ensure that every student is valued and respected and every opportunity is given to assist each student to excel, regardless of the learning needs and cultural differences.

Models of Character –

The School of Kindness is a comprehensive program that seeks to instill integrity in staff and students. Character education is integrated in the classroom through writing. Teachers often infuse character education into daily lessons. Our Kindness Patrols spread the school-wide vision of being kind and assist with community service projects by helping to publicize and organize events. By learning how to actively Take Time to Be Kind (TTTBK) through use of good manners, performing random acts of kindness, and helping others when they are struggling, students promote a climate of care and respect. By learning how to actively TTTBK, students and faculty help create a culture of support and acceptance.

It has been a great 2012-2013 school year, and we look forward to opportunities that lie ahead for our students and our school as we continue to strive for excellence. For information about our school, please contact Mrs. Nichole Colby, our SIC Chairwoman or our principal, Mrs. Nicky Andrews.

Comprehensive detail, including definitions of ratings, performance criteria, and explanations of status, is available on www.ed.sc.gov and www.eoc.sc.gov as well as school and school district websites.

Printed versions are available from school districts upon request.

Abbreviations Key

N/A Not Applicable N/AV Not Available N/C Not Collected N/R Not Reported I/S Insufficient Sample TBD To be determined

NI Newly Identified CSI Continuing School Improvement CA Corrective Action RP Plan to Restructure R Restructure DELAY School Improvement Status HOLD School Improvement Status