



# SC Annual School Report Card Summary

Woodland Elementary School  
 Greenville County  
 Grades: PK-5 Enrollment: 1,126  
 Principal: Wanda G. Mote  
 Superintendent: Mr. Burke Royster  
 Board Chair: Mr. Chuck Saylor

## PERFORMANCE

Comprehensive detail, including definitions of ratings, performance criteria, and explanations of status, is available on [www.ed.sc.gov](http://www.ed.sc.gov) and [www.eoc.sc.gov](http://www.eoc.sc.gov) as well as school and school district websites. Printed versions are available from school districts upon request.

YEAR	ABSOLUTE RATING	GROWTH RATING	PALMETTO GOLD AND SILVER AWARD		ESEA/FEDERAL ACCOUNTABILITY RATING SYSTEM	
			General Performance	Closing the Gap	ESEA Grade	Accountability Indicator
2013	Excellent	Good	TBD	TBD	A	N/A
2012	Excellent	Excellent	Gold	Gold	A	N/A
2011	Excellent	Excellent	Gold	Silver	Not Met	N/A

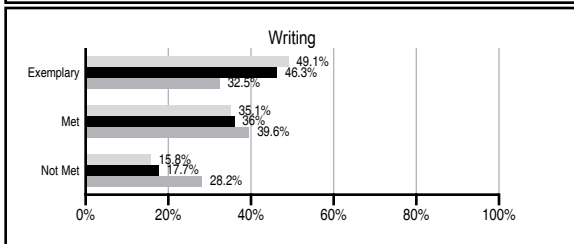
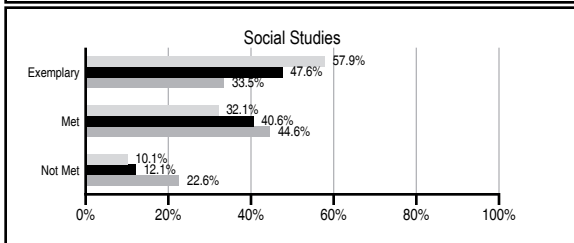
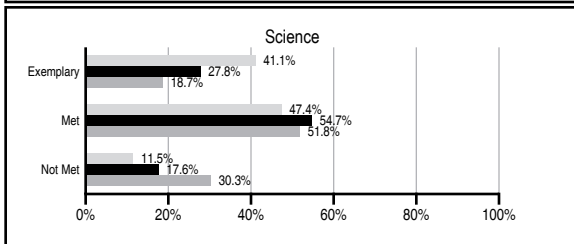
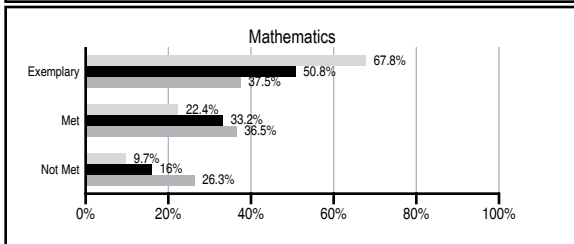
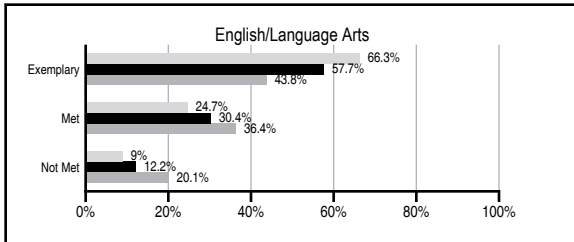
## ABSOLUTE RATINGS OF ELEMENTARY SCHOOLS WITH STUDENTS LIKE OURS\*

EXCELLENT	GOOD	AVERAGE	BELOW AVERAGE	AT-RISK
32	8	0	1	0

\* Ratings are calculated with data available by 11/07/2013. Schools with Students Like Ours are Elementary Schools with Poverty Indices of no more than 5% above or below the index for this school.

## PASS PERFORMANCE

Our School
  Elementary Schools with Students Like Ours
  Elementary schools statewide



## NAEP PERFORMANCE\*

\* Performance reported for SC and nation, data not available at school level. Percentages at NAEP Achievement Levels.



## SC PERFORMANCE VISION

*By 2020 all students will graduate with the knowledge and skills necessary to compete successfully in the global economy, participate in a democratic society and contribute positively as members of families and communities.*

### Abbreviations Key

N/A Not Applicable N/AV Not Available N/C Not Collected N/R Not Reported I/S Insufficient Sample TBD To be determined

# Woodland Elementary School [Greenville County]

## SCHOOL PROFILE

	Our School	Change from Last Year	Elementary Schools with Students Like Ours	Median Elementary School
<b>Students (n=1,126)</b>				
Retention rate	0.8%	Down from 1.1%	0.7%	0.9%
Attendance rate	96.8%	Down from 97.2%	96.8%	96.3%
Served by gifted and talented program	14.6%	N/A	13.0%	7.2%
With disabilities	10.9%	N/A	9.9%	12.4%
Older than usual for grade	1.7%	N/A	1.4%	1.9%
Out-of-school suspensions or expulsions for violent and/or criminal offenses	0.0%	No Change	0.0%	0.0%
<b>Teachers (n=62)</b>				
Teachers with advanced degrees	56.5%	Down from 57.1%	68.8%	62.5%
Continuing contract teachers	90.3%	Down from 90.5%	90.0%	83.3%
Teachers returning from previous year	91.6%	Up from 90.5%	90.4%	88.3%
Teacher attendance rate	93.8%	Down from 96.1%	94.5%	95.0%
Average teacher salary*	\$49,145	Up 3.9%	\$49,864	\$48,193
Classes not taught by highly qualified teachers	3.3%	Up from 3.2%	0.0%	0.0%
Professional development days/teacher	6.6 days	Up from 5.9 days	10.8 days	11.0 days
<b>School</b>				
Principal's years at school	16.0	Up from 15.0	5.0	4.0
Student-teacher ratio in core subjects	23.7 to 1	Up from 22.6 to 1	21.1 to 1	20.1 to 1
Prime instructional time	89.7%	Down from 93.0%	90.2%	90.0%
Opportunities in the arts	Good	No Change	Good	Good
SACS accreditation	Yes	No Change	Yes	Yes
Parents attending conferences	100.0%	No Change	100.0%	100.0%
Character development program	Good	No Change	Excellent	Excellent
Dollars spent per pupil**	\$5,414	Up 5.1%	\$6,918	\$7,364
Percent of expenditures for instruction**	70.0%	Down from 71.0%	69.0%	68.0%
Percent of expenditures for teacher salaries**	69.0%	Down from 70.6%	67.0%	66.0%
ESEA composite index score	94.2	Down from 97.2	94.1	88.0

\* Length of contract = 185+ days.

\*\* Prior year audited financial data available.

## EVALUATION RESULTS

	Teachers	Students*	Parents*
Number of surveys returned	66	189	152
Percent satisfied with learning environment	98.5%	91%	90.8%
Percent satisfied with social and physical environment	100%	91.6%	92.8%
Percent satisfied with school-home relations	97%	91.5%	88.7%

\*Only students at the highest elementary school grade level at this school and their parents were included.

## REPORT OF PRINCIPAL AND SCHOOL IMPROVEMENT COUNCIL

Woodland Elementary School is fully accredited by the AdvancED Accreditation Commission and serves 1140 students in grades pre-kindergarten through fifth grade. We are the third largest elementary school in our school district and serve a diverse population from a large number of cultural backgrounds. Each member of our professional teaching staff is highly qualified as defined by No Child Left Behind. Nineteen of our teachers are National Board Certified and forty-nine hold Masters Degrees or higher. Our teachers work diligently to provide learning experiences that engage students in creative, rigorous, standards-based learning experiences that enable them to achieve to their highest potential. In addition to providing a standards-based curriculum Pre-k through 5th grade and utilizing BEST Practices in our instructional program, Woodland continues to promote student achievement through the integration of technology and the arts. Additionally, our staff regularly analyzes student achievement data to make necessary adjustments to the instructional process that will support success for every student and meet the unique learning needs of our children. Woodland Elementary received an 'A' rating on the annual School Report Card issued in the fall of 2012. In March 2013, Woodland was recognized as a GOLD AWARD winner in the areas of overall student achievement and in closing the gap by the SC State Department of Education for student performance on PASS 2012 (Palmetto Assessment of State Standards). Woodland is one of only five schools in our district to receive a GOLD Award in both categories and one of 25 to earn an "excellent" rating in Absolute and Growth categories on our State Report Card. We are extremely proud of the progress our students have made and are most appreciative for the hard work of our teachers, staff, students, and their parents in our efforts to meet the learning needs of each child. Moving forward, our challenge is to refine our implementation of effective instructional strategies in order to sustain our progress and meet the unique learning needs of our children as we continue to increase student achievement. Our Parent-Teacher Association (PTA) and School Improvement Council (SIC) are involved in key ways at Woodland. Both of these organizations continually explore improved ways to recruit and retain parents and volunteers. We believe that utilizing the skills, talents, and abilities of our parents and volunteers further enhances our total school program effectiveness. Creating an environment and providing opportunities that welcome and engage parents as partners is crucial for our continued success. The financial support, commitment to volunteer hours, and creative problem-solving abilities of our parents and volunteers enable us to enjoy access to opportunities that would not be possible otherwise. As a school family, we share a vision and belief that every child can achieve to their maximum potential if provided opportunities, support, encouragement, and love. We remain fully committed to that vision.

Wanda G. Mote, Principal

John R. Miles, SIC Chmn.

Comprehensive detail, including definitions of ratings, performance criteria, and explanations of status, is available on [www.ed.sc.gov](http://www.ed.sc.gov) and [www.eoc.sc.gov](http://www.eoc.sc.gov) as well as school and school district websites.

Printed versions are available from school districts upon request.

### Abbreviations Key

N/A Not Applicable N/AV Not Available N/C Not Collected N/R Not Reported I/S Insufficient Sample TBD To be determined

NI Newly Identified CSI Continuing School Improvement CA Corrective Action RP Plan to Restructure R Restructure DELAY School Improvement Status HOLD School Improvement Status