



SC Annual School Report Card Summary

Buena Vista Elementary School
Greenville County
Grades: K-5 Enrollment: 824
Principal: Dr. Ann Mohr
Superintendent: Mr. Burke Royster
Board Chair: Mr. Chuck Saylor

PERFORMANCE

Comprehensive detail, including definitions of ratings, performance criteria, and explanations of status, is available on www.ed.sc.gov and www.eoc.sc.gov as well as school and school district websites. Printed versions are available from school districts upon request.

YEAR	ABSOLUTE RATING	GROWTH RATING	PALMETTO GOLD AND SILVER AWARD		ESEA/FEDERAL ACCOUNTABILITY RATING SYSTEM	
			General Performance	Closing the Gap	ESEA Grade	Accountability Indicator
2013	Excellent	Good	TBD	TBD	A	N/A
2012	Excellent	Excellent	Gold	Gold	A	N/A
2011	Excellent	Excellent	Gold	Silver	Met	N/A

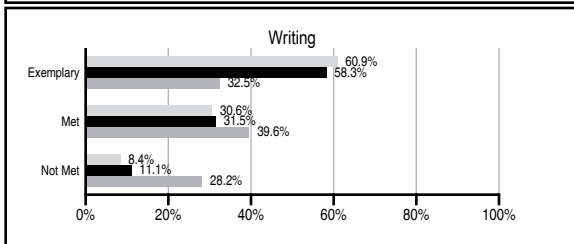
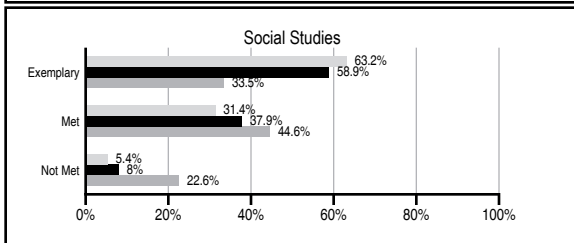
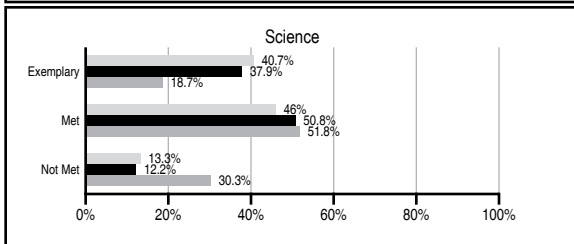
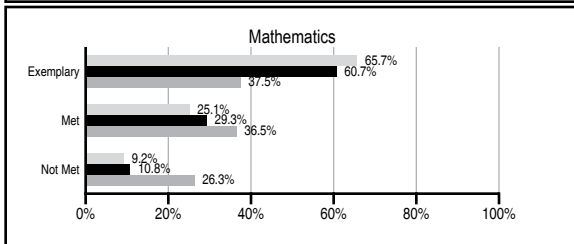
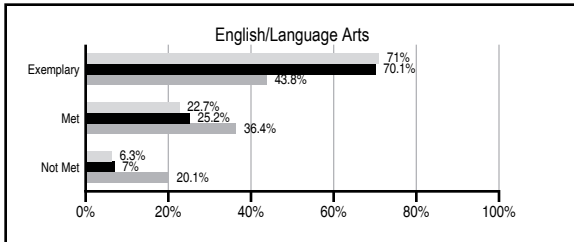
ABSOLUTE RATINGS OF ELEMENTARY SCHOOLS WITH STUDENTS LIKE OURS*

EXCELLENT	GOOD	AVERAGE	BELOW AVERAGE	AT-RISK
13	0	1	0	0

* Ratings are calculated with data available by 11/07/2013. Schools with Students Like Ours are Elementary Schools with Poverty Indices of no more than 5% above or below the index for this school.

PASS PERFORMANCE

Our School
 Elementary Schools with Students Like Ours
 Elementary schools statewide



NAEP PERFORMANCE*

* Performance reported for SC and nation, data not available at school level. Percentages at NAEP Achievement Levels.



SC PERFORMANCE VISION

By 2020 all students will graduate with the knowledge and skills necessary to compete successfully in the global economy, participate in a democratic society and contribute positively as members of families and communities.

Abbreviations Key

N/A Not Applicable N/AV Not Available N/C Not Collected N/R Not Reported I/S Insufficient Sample TBD To be determined

Buena Vista Elementary School [Greenville County]

SCHOOL PROFILE

	Our School	Change from Last Year	Elementary Schools with Students Like Ours	Median Elementary School
Students (n=824)				
Retention rate	1.1%	Up from 0.9%	0.5%	0.9%
Attendance rate	97.1%	Down from 97.3%	97.0%	96.3%
Served by gifted and talented program	18.4%	N/A	18.5%	7.2%
With disabilities	9.7%	N/A	10.1%	12.4%
Older than usual for grade	1.1%	N/A	0.8%	1.9%
Out-of-school suspensions or expulsions for violent and/or criminal offenses	0.0%	No Change	0.0%	0.0%
Teachers (n=44)				
Teachers with advanced degrees	50.0%	Down from 54.8%	66.7%	62.5%
Continuing contract teachers	77.3%	Down from 90.5%	88.4%	83.3%
Teachers returning from previous year	83.6%	Down from 89.3%	91.7%	88.3%
Teacher attendance rate	96.0%	Down from 97.1%	95.5%	95.0%
Average teacher salary*	\$43,996	Up 0.3%	\$48,975	\$48,193
Classes not taught by highly qualified teachers	0.0%	No Change	0.0%	0.0%
Professional development days/teacher	6.3 days	Down from 6.9 days	9.3 days	11.0 days
School				
Principal's years at school	11.0	Up from 10.0	7.0	4.0
Student-teacher ratio in core subjects	3.8 to 1	Down from 23.1 to 1	20.9 to 1	20.1 to 1
Prime instructional time	92.6%	Down from 93.9%	91.3%	90.0%
Opportunities in the arts	Good	No Change	Good	Good
SACS accreditation	Yes	No Change	Yes	Yes
Parents attending conferences	100.0%	No Change	100.0%	100.0%
Character development program	Good	Down from Excellent	Excellent	Excellent
Dollars spent per pupil**	\$5,502	Up 4.9%	\$7,148	\$7,364
Percent of expenditures for instruction**	63.0%	Down from 64.8%	68.0%	68.0%
Percent of expenditures for teacher salaries**	62.0%	Down from 64.7%	67.0%	66.0%
ESEA composite index score	92.1	Down from 94.9	93.9	88.0

* Length of contract = 185+ days.

** Prior year audited financial data available.

EVALUATION RESULTS

	Teachers	Students*	Parents*
Number of surveys returned	46	118	70
Percent satisfied with learning environment	95.7%	89%	91.4%
Percent satisfied with social and physical environment	97.9%	87%	91.5%
Percent satisfied with school-home relations	97.8%	90.5%	85.8%

*Only students at the highest elementary school grade level at this school and their parents were included.

REPORT OF PRINCIPAL AND SCHOOL IMPROVEMENT COUNCIL

GOALS AND OBJECTIVES

The Buena Vista Elementary staff strives for continuous improvement in instructional delivery and student performance. Three main goals guide all actions. 1) Students will master grade level standards in Mathematics, English Language Arts, Science, and Social Studies 2) A safe, orderly, and inviting learning environment will be provided for students, staff, and the community 3) Improve student learning and achievement through the use of technology. These goals were written to address specific areas of need identified in the school and to correlate with the school district's Education Plan. Progress towards achieving the goals is monitored by the staff and the School Improvement Council.

ACCOMPLISHMENTS

Our school was named a Palmetto Gold School of Excellence by the state department of education for both academics and Closing the Gap. Buena Vista Elementary received an "A" for federal accountability. Our state report card shows that we have been ranked as an Excellent school for test scores this year and also as an Excellent school for our improvement rating. One of our teachers was selected to attend the Mickelson ExxonMobil Teachers Academy in July 2012. This teacher has also been selected to attend the Gilder Lehrman Institute of American History this July 2013. A second teacher has been selected to attend the Mickelson ExxonMobil Teachers Academy this July 2013. Another staff member wrote a \$1,000 grant to use iPads in the classroom as a literacy center. The principal developed a Scholastic leveled library with over 8,000 titles for the implementation of Fountas and Pinnell balanced literacy in the classrooms next year.

PLANS FOR THE FUTURE

Buena Vista Elementary will fully implement the Common Core State Standards in 2013-2014 in reading, math, and writing. Staff development will focus on the implementation of the Fountas and Pinnell balanced literacy delivery system. The collection and analysis of student data will allow the staff a more precise picture of areas of strength in the curriculum and those areas needing more emphasis.

Ann K. Mohr
Principal

Andy Casto-Waters
SIC Chairperson

Comprehensive detail, including definitions of ratings, performance criteria, and explanations of status, is available on www.ed.sc.gov and www.eoc.sc.gov as well as school and school district websites.

Printed versions are available from school districts upon request.

Abbreviations Key

N/A Not Applicable N/AV Not Available N/C Not Collected N/R Not Reported I/S Insufficient Sample TBD To be determined
NI Newly Identified CSI Continuing School Improvement CA Corrective Action RP Plan to Restructure R Restructure DELAY School Improvement Status HOLD School Improvement Status